

Impulse LED

ID-01-01-LED



Impulse LED is an LED friendly version of our popular retrofit Impulse dimmer module. Impulse dimmers can be operated by any momentary or centre retractive type switch.

A single switch can be used to provide On, Off, Raise, Lower operation.

A centre retractive switch can be used for On/Raise and Off/Lower control.

The Impulse LED can also be used for multi-position, multi-gang dimming control and can be programmed to set minimum and maximum light levels which provides the ability to fine tune the dimming range to suit the wide variety of LED lamps available.

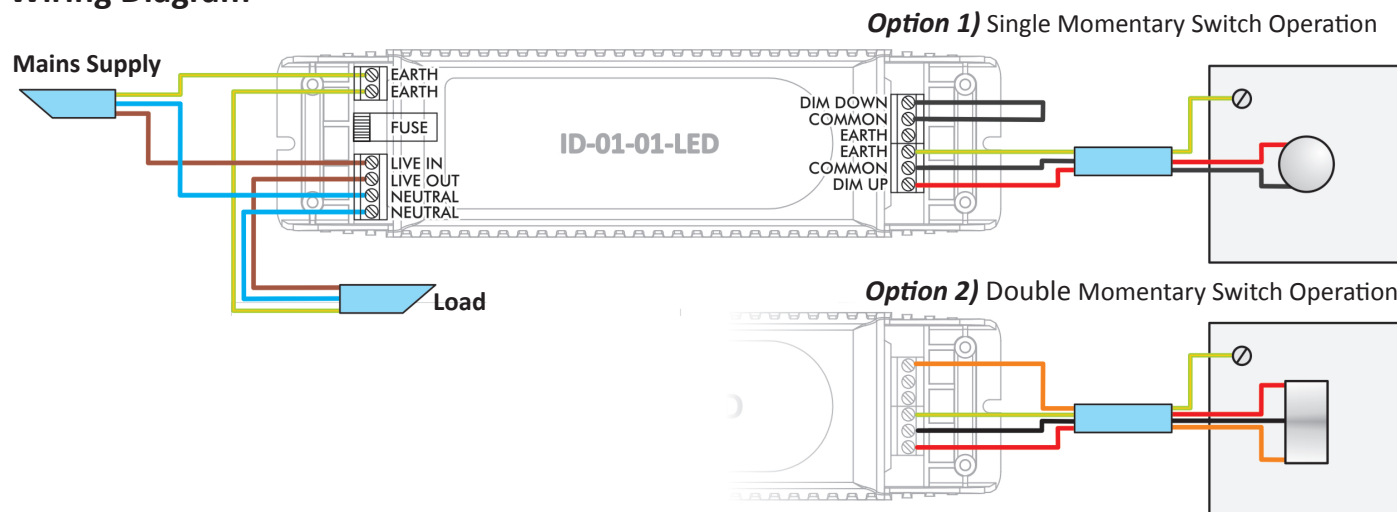
Also available in the Impulse range are a 500 Watt (ID-02-01) and a 1000 Watt (ID-04-01) unit to reliably control traditional resistive or inductive dimmable loads. A 1000 Watt 1-10 Volt version (ID-00-01) is also available for switching and 1-10 Volt dimming applications.

Key Features

- » 250W In-Line Dimmer
- » Set both minimum and maximum light levels
- » Suitable for Leading Edge Dimmable LED loads
- » Hard-fired Dimming, Neutral Required
- » Low Voltage Switch Plate Wiring
- » Controlled by any Momentary Switch
- » Complies with EC EMC, LV and RoHS Directives
- » On /Off, Dim Up / Dim Down Functions
- » Multi-Position Dimming Control
- » Multi-Gang Switch Plate Capabilities
- » Fully Isolated Switch Plate Input
- » Fully Protected Fused Output
- » MODE products are guaranteed for two years.

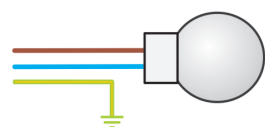


Wiring Diagram

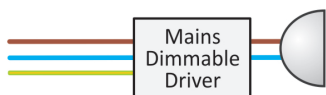


Load Types

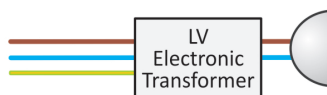
Mains LED Lamp



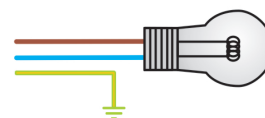
Constant Current / Constant Voltage LED



Halogen Low Voltage



Mains GLS or GU10



Operation

A brief button press switches the load On or Off and holding the button dims up or down.

-**Single Momentary Switch operation** - provides On / Off and Dim-Up / Dim-Down.

-**Centre retractive switch operation** - provides On / Dim-Up and Off / Dim-Down.

Programming

A number of user programmable options may be set.

Please see the programming guide for further details.

These include maximum and minimum dimming levels and switching point.

Technical Data

Information	ID-01-01-LED
Circuit Supply	200 - 250 Volts, 50 - 60Hz
Channel Output	15 - 250 Watts (max. 1 amp) of LED loads
Channel Fuse	IEC60127 6.3 Amp. (F) (spare fuses available from Mode)
Dimming Output	Hard fired leading edge triac control
Control Input(s)	Isolated input(s) from Volt free switch
Lamps Maximum	25 Lamps (250 Watts Maximum)
Case Material	Flame retardant Polycarbonate to UL94-VO
Case Colour	Black
Length-Width-Depth	224mm x 58mm x 42mm
Weight	0.41 kgs
Standards	Complies with EC EMC, LV and RoHS Directives

Note

Installation should be in accordance with the relevant National Wiring Regulations and other applicable Regulations.

Complies to the EC EMC and Low Voltage Directives may be invalidated if not used or installed according to the published specification.

Install in well ventilated area and do-not cover with insulating materials.

