
















liniLED®

CATALOGUE 2022





INDEX

	INTRODUCTION	4
	liniLED® LED STRIP OVERVIEW	6
	liniLED® PCB	8
	liniLED® TOP	14
	liniLED® SIDE	20
	liniLED® DIFFUSE	26
	liniLED® MOUNTING	36
	liniLED® AERIS 20 PROFILE	42
	liniLED® AERIS 30 PROFILE	50
	liniLED® AERIS 40 PROFILE	56
	liniLED® LINE PROFILES	60
	liniLED® HANDRAIL	66
	liniLED® FORTA	74
	liniLED® SPECIALS	80
	POWER	84
	liniLED® CONTROL	88
	liniLED® DEMO	94
	AWARDS	98
	SYMBOLS	102
	CONTACT	104

liniLED® Introduction

Triolight B.V. was founded in 2000 and is known worldwide as the manufacturer of the high quality, European liniLED® System.

Our company offers innovative and leading (LED) lighting solutions to clients in sectors such as: maritime, architecture, infrastructure, construction, health, hospitality and retail. With a large network of professional partners, architects, lighting designers and planners, we are active in more than 40 countries around the world.

liniLED® System

The liniLED® System is a concept which consists of flexible LED strips (IP20 up to IP69K), stainless steel drive over lighting fixtures (IP68), LED based handrails (stainless steel 316, IP65, IK10) and various accessories. In other words: a one stop shopping concept for all your projects!

Tailormade solutions

What makes us different? We provide high quality, innovative and custom made LED solutions. More importantly, we offer a lot more solutions for (specific) requirements than shown in our catalogue.

So if you can not directly find the right solution, contact us and see what we can do for you. This is what makes us unique in the LED industry!



liniLED® LED strips

The liniLED® LED strip is a high quality, flexible LED strip. The combination of high quality and exceptional flexibility allows for an endless range of applications. The liniLED® LED strips are available in IP00 up to IP69K. With the exception of the PCB LED strips, the liniLED® LED strips contain a unique co-extrusion technology.*



liniLED® Aeris

The liniLED® Aeris range consists of several durable, aluminium (anodised/ powder coated) profiles, which are fit for almost every indoor and outdoor LED lighting project. Available as profiles or as 'plug & play' lighting fixture (IP40/IP67).



liniLED® Handrail

The liniLED® Handrail is a revolutionary LED based handrail system which has the same light benefits as a LED fixture: durable, energy efficient and available in various luminous intensities and lighting colours. The liniLED® Handrail is available in several shapes: rectangular, square and round.



liniLED® Forta

The liniLED® Forta (IP68) is developed to create ultra durable diffuse light lines. These PU filled, stainless steel lighting fixtures are drive over, making them ideal for public applications.*



liniLED® Accessories

The liniLED® System can be completed with several accessories, such as: mounting profiles, aluminium profiles for diffused light, stair profiles, connection materials, dimmers, LED drivers and power supplies. The accessories are divided in three product groups: liniLED® Mounting, Control and Power.

*Available in four luminous intensities: Deco, Power, High Power and Photon 1200. Colours: Flame White 2000K, Ultra Warm White 2400K, Extra Warm White 2700K, Warm White 3000K, Natural White 4000K, Cold White 6500K, RGB(W) (except Handrail and Forta), Red, Green, Blue and Amber and Tunable (Warm) White.

liniLED® LED strip overview





PCB

POWER		Deco	Power	HP	PH 1200	PH 2000	PH 3000	PH 4000	TW 1200	TW 2000	TW 3000	TW 4000	RGB
	2700K	1.1 W/m	4.6 W/m	8.9 W/m	8.9 W/m	15 W/m	23.7 W/m	28.9 W/m					
	3000K	1.6 W/m	3.9 W/m	7.0 W/m	8.9 W/m	15 W/m	23.7 W/m	28.9 W/m					
	4000K	1.1 W/m	4.1 W/m	8.6 W/m	8.1 W/m	13.6 W/m	21.8 W/m	28.9 W/m					
	TW								10.5 W/m	18.5 W/m	30 W/m	41.6 W/m	
	TWW								11.7 W/m				
	Red	4.4 W/m	8.3 W/m										
	Green	2.5 W/m	4.9 W/m										
	Blue	1.7 W/m	7.2 W/m										
	Amber	4.4 W/m	8.3 W/m										
	RGB 160												4.8 W/m
	RGB 240												7.4 W/m
	RGBW 700												9.8 W/m
	RGBW 1300												17.9 W/m

PCB

LIGHT OUTPUT		Deco	Power	HP	PH 1200	PH 2000	PH 3000	PH 4000	TW 1200	TW 2000	TW 3000	TW 4000	RGB
	2700K	132 lm/m	482 lm/m	836 lm/m	1208 lm/m	2000 lm/m	3000 lm/m	3750 lm/m					
	3000K	190 lm/m	520 lm/m	800 lm/m	1230 lm/m	2000 lm/m	3000 lm/m	3750 lm/m					
	4000K	141 lm/m	509 lm/m	864 lm/m	1221 lm/m	2000 lm/m	3000 lm/m	3850 lm/m					
	TW								1200 lm/m	2000 lm/m	3000 lm/m	3800 lm/m	
	TWW								1200 lm/m				
	Red	52 lm/m	140 lm/m										
	Green	135 lm/m	195 lm/m										
	Blue	26 lm/m	67 lm/m										
	Amber	38 lm/m	115 lm/m										
	RGB 160												160 lm/m
	RGB 240												235 lm/m
	RGBW 700												697 lm/m
	RGBW 1300												1293 lm/m



	Top					Side					Diffuse			
	Deco	Power	HP	PH 1200	TW/RGB	Deco	Power	HP	PH 1200	TW/RGB	Top 12	Top 18	Side	
POWER	2700K	1.1 W/m	4.6 W/m	8.9 W/m	8.9 W/m		1.1 W/m	4.6 W/m	8.9 W/m	8.9 W/m		8.9 W/m	8.9 W/m	8.9 W/m
	3000K	1.6 W/m	3.9 W/m	7.0 W/m	8.9 W/m		1.1 W/m	3.9 W/m	7.0 W/m	8.9 W/m		7.0 W/m	7.0 W/m	7.0 W/m
	4000K	1.1 W/m	4.1 W/m	8.6 W/m	8.1 W/m		1.1 W/m	4.1 W/m	8.6 W/m	8.1 W/m		8.6 W/m	8.6 W/m	8.6 W/m
	TW					10.5 W/m					10.5 W/m			
	TWW					11.7 W/m					11.7 W/m			
	Red	4.4 W/m	8.3 W/m				4.4 W/m	8.3 W/m						
	Green	2.5 W/m	4.9 W/m				2.5 W/m	4.9 W/m						
	Blue	1.7 W/m	7.2 W/m				1.7 W/m	7.2 W/m						
	Amber	4.4 W/m	8.3 W/m				4.4 W/m	8.3 W/m						
	RGB 160					4.8 W/m					4.8 W/m			
	RGB 240					7.4 W/m					7.4 W/m			

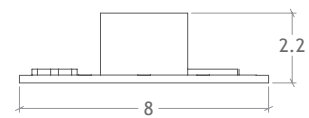
	Top					Side					Diffuse			
	Deco	Power	HP	PH 1200	TW/RGB	Deco	Power	HP	PH 1200	TW/RGB	Top 12	Top 18	Side	
LIGHT OUTPUT	2700K	106 lm/m	415 lm/m	703 lm/m	997 lm/m		84 lm/m	320 lm/m	546 lm/m	827 lm/m		185 lm/m	220 lm/m	113 lm/m
	3000K	152 lm/m	416 lm/m	617 lm/m	1023 lm/m		81 lm/m	306 lm/m	505 lm/m	836 lm/m		169 lm/m	226 lm/m	101 lm/m
	4000K	113 lm/m	411 lm/m	711 lm/m	1008 lm/m		92 lm/m	324 lm/m	559 lm/m	831 lm/m		181 lm/m	213 lm/m	116 lm/m
	TW					838 lm/m					681 lm/m			
	TWW					800 lm/m					168 lm/m			
	Red	50 lm/m	137 lm/m				38 lm/m	105 lm/m						
	Green	123 lm/m	162 lm/m				93 lm/m	135 lm/m						
	Blue	26 lm/m	61 lm/m				13 lm/m	41 lm/m						
	Amber	39 lm/m	77 lm/m				30 lm/m	77 lm/m						
	RGB 160					139 lm/m					97 lm/m			
	RGB 240					209 lm/m					168 lm/m			



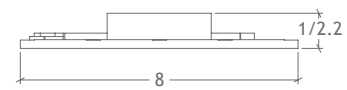


liniLED® PCB

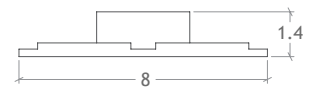
The liniLED® PCB LED strip (IP00/IP20) is a flexible LED strip equipped with 3M double sided tape. The liniLED® PCB LED strip is ideal to use in small indoor spaces. Available in various lengths on spools up to 50 metres.



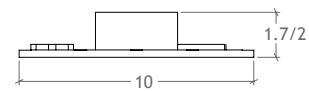
Colour & RGB



White







High Power, Photon & Tunable White







RGBW

liniLED® LED strip PCB

liniLED® PCB DECO		PR. CODE	POWER	OUTPUT	LEDs/S	LEDs/M	SECTION	LENGTH	ANGLE
	liniLED® PCB UWW 2400K Deco [m]	12197	1.1 W/m	116 lm/m	7 LEDs	35 LEDs	20 cm	20 m	120°
	liniLED® PCB EWW 2700K Deco G1 [m]	12430	1.6 W/m	190 lm/m	7 LEDs	70 LEDs	10 cm	20 m	120°
	liniLED® PCB WW 3000K Deco G1 [m]	12431	1.6 W/m	190 lm/m	7 LEDs	70 LEDs	10 cm	20 m	120°
	liniLED® PCB NW 4000K Deco [m]	12142	1.1 W/m	141 lm/m	7 LEDs	35 LEDs	20 cm	20 m	120°
	liniLED® PCB CW 6500K Deco [m]	12143	1.1 W/m	133 lm/m	7 LEDs	35 LEDs	20 cm	20 m	120°
	liniLED® PCB Red Deco [m]	12182	4.4 W/m	52 lm/m	7 LEDs	35 LEDs	20 cm	20 m	120°
	liniLED® PCB Green Deco [m]	12183	2.5 W/m	135 lm/m	7 LEDs	35 LEDs	20 cm	20 m	120°
	liniLED® PCB Blue Deco [m]	12184	1.7 W/m	26 lm/m	7 LEDs	35 LEDs	20 cm	20 m	120°
	liniLED® PCB Amber Deco [m]	12181	4.4 W/m	38 lm/m	7 LEDs	35 LEDs	20 cm	20 m	120°

liniLED® PCB POWER		PR. CODE	POWER	OUTPUT	LEDs/S	LEDs/M	SECTION	LENGTH	ANGLE
	liniLED® PCB EWW 2700K Power G1 [m]	12435	3.9 W/m	480 lm/m	7 LEDs	70 LEDs	10 cm	10 m	120°
	liniLED® PCB WW 3000K Power G1 [m]	12436	3.9 W/m	520 lm/m	7 LEDs	70 LEDs	10 cm	10 m	120°
	liniLED® PCB NW 4000K Power G1 [m]	12437	3.9 W/m	520 lm/m	7 LEDs	70 LEDs	10 cm	10 m	120°
	liniLED® PCB CW 6500K Power [m]	12191	4.1 W/m	499 lm/m	7 LEDs	35 LEDs	20 cm	10 m	120°
	liniLED® PCB Red Power [m]	12176	8.3 W/m	140 lm/m	5 LEDs	50 LEDs	10 cm	10 m	120°
	liniLED® PCB Green Power [m]	12178	4.9 W/m	195 lm/m	5 LEDs	50 LEDs	10 cm	10 m	120°
	liniLED® PCB Blue Power [m]	12177	7.2 W/m	67 lm/m	5 LEDs	50 LEDs	10 cm	10 m	120°
	liniLED® PCB Amber Power [m]	12179	8.3 W/m	115 lm/m	5 LEDs	50 LEDs	10 cm	10 m	120°

liniLED® PCB HIGH POWER		PR. CODE	POWER	OUTPUT	LEDs/S	LEDs/M	SECTION	LENGTH	ANGLE
	liniLED® PCB EWW 2700K HP [m]	12192	8.9 W/m	836 lm/m	6 LEDs	120 LEDs	5 cm	10 m	120°
	liniLED® PCB WW 3000K HP G4 [m]	12253	7.0 W/m	800 lm/m	6 LEDs	120 LEDs	5 cm	10 m	120°
	liniLED® PCB NW 4000K HP G4 [m]	12254	7.0 W/m	800 lm/m	6 LEDs	120 LEDs	5 cm	10 m	120°

liniLED® PCB RGB(W)		PR. CODE	POWER	OUTPUT	LEDs/S	LEDs/M	SECTION	LENGTH	ANGLE
	liniLED® PCB RGB 160 [m]	12187	4.8 W/m	160 lm/m	7 LEDs	35 LEDs	20 cm	10 m	120°
	liniLED® PCB RGB 240 [m]	12139	7.4 W/m	235 lm/m	7 LEDs	35 LEDs	20 cm	5 m	120°
	liniLED® PCB 3000K RGBW 700 [m]	12171	9.8 W/m	697 lm/m	12 LEDs	80 LEDs	15 cm	6 m	120°
	liniLED® PCB 3000K RGBW 1300 [m]	12172	17.9 W/m	1293 lm/m	12 LEDs	120 LEDs	10 cm	3.9 m	120°



liniLED® PCB PHOTON 1200		PR. CODE	POWER	OUTPUT	LEDs/S	LEDs/M	SECTION	LENGTH	ANGLE
■	liniLED® PCB EWW 2700K PH 1200 [m]	12149	8.9 W/m	1208 lm/m	7 LEDs	70 LEDs	10 cm	9 m	120°
■	liniLED® PCB WW 3000K PH 1200 [m]	12150	8.9 W/m	1230 lm/m	7 LEDs	70 LEDs	10 cm	9 m	120°
■	liniLED® PCB NW 4000K PH 1200 [m]	12151	8.1 W/m	1221 lm/m	7 LEDs	70 LEDs	10 cm	9 m	120°
liniLED® PCB PHOTON 2000		PR. CODE	POWER	OUTPUT	LEDs/S	LEDs/M	SECTION	LENGTH	ANGLE
■	liniLED® PCB EWW 2700K PH 2000 [m]	12155	15 W/m	2000 lm/m	7 LEDs	70 LEDs	10 cm	4.5 m	120°
■	liniLED® PCB WW 3000K PH 2000 [m]	12156	15 W/m	2000 lm/m	7 LEDs	70 LEDs	10 cm	4.5 m	120°
■	liniLED® PCB NW 4000K PH 2000 [m]	12157	13.6 W/m	2000 lm/m	7 LEDs	70 LEDs	10 cm	4.5 m	120°
liniLED® PCB PHOTON 3000		PR. CODE	POWER	OUTPUT	LEDs/S	LEDs/M	SECTION	LENGTH	ANGLE
■	liniLED® PCB EWW 2700K PH 3000 [m]	12161	23.7 W/m	3000 lm/m	7 LEDs	70 LEDs	10 cm	3 m	120°
■	liniLED® PCB WW 3000K PH 3000 [m]	12162	23.7 W/m	3000 lm/m	7 LEDs	70 LEDs	10 cm	3 m	120°
■	liniLED® PCB NW 4000K PH 3000 [m]	12163	21.8 W/m	3000 lm/m	7 LEDs	70 LEDs	10 cm	3 m	120°
liniLED® PCB PHOTON 4000		PR. CODE	POWER	OUTPUT	LEDs/S	LEDs/M	SECTION	LENGTH	ANGLE
■	liniLED® PCB UWW 2700K PH 4000 [m]	12167	28.9 W/m	3750 lm/m	7 LEDs	70 LEDs	10 cm	3 m	120°
■	liniLED® PCB EWW 3000K PH 4000 [m]	12168	28.9 W/m	3750 lm/m	7 LEDs	70 LEDs	10 cm	3 m	120°
■	liniLED® PCB WW 4000K PH 4000 [m]	12169	28.9 W/m	3850 lm/m	7 LEDs	70 LEDs	10 cm	3 m	120°
liniLED® PCB TUNABLE WHITE		PR. CODE	POWER	OUTPUT	LEDs/S	LEDs/M	SECTION	LENGTH	ANGLE
■	liniLED® PCB 2700K-6500K TW 1200 [m]	12173	10.5 W/m	1200 lm/m	12 LEDs	160 LEDs	7.5 cm	9 m	120°
■	liniLED® PCB 2700K-6500K TW 2000 [m]	12144	18.5 W/m	2000 lm/m	12 LEDs	160 LEDs	7.5 cm	4.5 m	120°
■	liniLED® PCB 2700K-6500K TW 3000 [m]	12145	30.0 W/m	3000 lm/m	12 LEDs	160 LEDs	7.5 cm	3 m	120°
■	liniLED® PCB 2700K-6500K TW 4000 [m]	12146	41.6 W/m	3800 lm/m	12 LEDs	160 LEDs	7.5 cm	2.1 m	120°
■	liniLED® PCB 2200K-3500K TWW 1200 [m]	12467	11.7 W/m	1200 lm/m	12 LEDs	160 LEDs	7.5 cm	9 m	120°

FW = Flame White UWW = Ultra Warm White EWW = Extra Warm White WW = Warm White NW = Natural White CW = Cold White HP = High Power TW = Tunable White TWW = Tunable Warm White

liniLED® PCB connect

STEP 1

Choose the LED strip

On page 10/11 you have chosen a LED strip, here you can find the corresponding connectors.

STEP 2

Choose the Connector



11808 PCB Connector Set

Deco White/Colour
Power White/Colour
High Power
Photon



11752 PCB RGB Connector Set

RGB

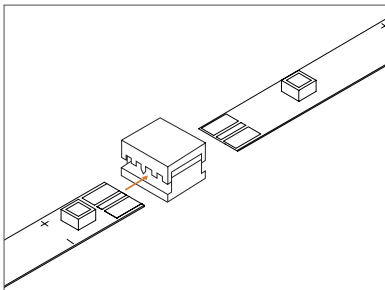


11798 PCB TW Connector Set

Tunable White

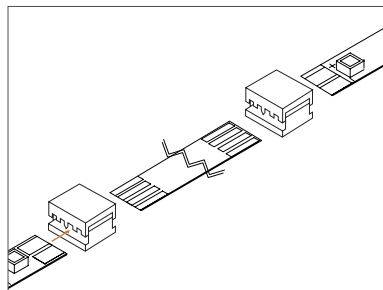
STEP 3

Optional: Extend LED strip



Option A: Without extension wires.

10896 Board to board Connector



Option B: With extension wires.

10896 Board to board Connector (2x)

10897 Extension Wire 30 30 mm

10898 Extension Wire 150 150 mm

10899 Extension Wire 300 300 mm

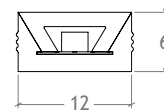
























liniLED® Top

The liniLED® Top LED strip (IP40/IP68) is a high quality, flexible LED strip with a unique co-extrusion technology. The combination of high quality and exceptional flexibility, allows for an endless range of indoor and outdoor applications.





liniLED® TOP DECO		PR. CODE	POWER	OUTPUT	LEDs/S	LEDs/M	SECTION	LENGTH	ANGLE
	liniLED® Top UWW 2400K Deco [m]	11856	1.1 W/m	90 lm/m	7 LEDs	35 LEDs	20 cm	20 m	110°
	liniLED® Top EWW 2700K Deco G1 [m]	12310	1.6 W/m	165 lm/m	7 LEDs	70 LEDs	10 cm	20 m	110°
	liniLED® Top WW 3000K Deco G1 [m]	12311	1.6 W/m	152 lm/m	7 LEDs	70 LEDs	10 cm	20 m	110°
	liniLED® Top NW 4000K Deco [m]	12119	1.1 W/m	113 lm/m	7 LEDs	35 LEDs	20 cm	20 m	110°
	liniLED® Top CW 6500K Deco [m]	12120	1.1 W/m	113 lm/m	7 LEDs	35 LEDs	20 cm	20 m	110°
	liniLED® Top Red Deco [m]	11604	4.4 W/m	50 lm/m	7 LEDs	35 LEDs	20 cm	20 m	110°
	liniLED® Top Green Deco [m]	11605	2.5 W/m	123 lm/m	7 LEDs	35 LEDs	20 cm	20 m	110°
	liniLED® Top Blue Deco [m]	11606	1.7 W/m	26 lm/m	7 LEDs	35 LEDs	20 cm	20 m	110°
	liniLED® Top Amber Deco [m]	11603	4.4 W/m	39 lm/m	7 LEDs	35 LEDs	20 cm	20 m	110°
liniLED® TOP POWER		PR. CODE	POWER	OUTPUT	LEDs/S	LEDs/M	SECTION	LENGTH	ANGLE
	liniLED® Top UWW 2400K Power [m]	11857	4.5 W/m	381 lm/m	7 LEDs	35 LEDs	20 cm	10 m	110°
	liniLED® Top EWW 2700K Power [m]	11598	4.6 W/m	415 lm/m	7 LEDs	35 LEDs	20 cm	10 m	110°
	liniLED® Top WW 3000K Power G1 [m]	12316	3.9 W/m	416 lm/m	7 LEDs	70 LEDs	10 cm	10 m	110°
	liniLED® Top NW 4000K Power G1 [m]	12317	3.9 W/m	438 lm/m	7 LEDs	70 LEDs	10 cm	10 m	110°
	liniLED® Top CW 6500k Power [m]	11609	3.9 W/m	426 lm/m	7 LEDs	35 LEDs	20 cm	10 m	110°
	liniLED® Top Red Power [m]	11860	8.3 W/m	137 lm/m	5 LEDs	50 LEDs	10 cm	10 m	110°
	liniLED® Top Green Power [m]	11862	4.9 W/m	162 lm/m	5 LEDs	50 LEDs	10 cm	10 m	110°
	liniLED® Top Blue Power [m]	11861	7.2 W/m	61 lm/m	5 LEDs	50 LEDs	10 cm	10 m	110°
	liniLED® Top Amber Power [m]	11863	8.3 W/m	77 lm/m	5 LEDs	50 LEDs	10 cm	10 m	110°





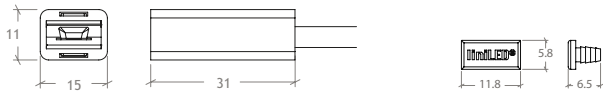
	liniLED® TOP HIGH POWER	PR. CODE	POWER	OUTPUT	LEDs/S	LEDs/M	SECTION	LENGTH	ANGLE
■	liniLED® Top UWW 2400K HP [m]	11858	8.9 W/m	623 lm/m	6 LEDs	120 LEDs	5 cm	10 m	110°
■	liniLED® Top EWW 2700K HP [m]	11731	8.9 W/m	703 lm/m	6 LEDs	120 LEDs	5 cm	10 m	110°
■	liniLED® Top WW 3000K HP G4 [m]	12321	7.0 W/m	617 lm/m	6 LEDs	120 LEDs	5 cm	10 m	110°
■	liniLED® Top NW 4000K HP G4 [m]	12322	7.0 W/m	722 lm/m	6 LEDs	120 LEDs	5 cm	10 m	110°
■	liniLED® Top CW 6500K HP [m]	11734	8.6 W/m	693 lm/m	6 LEDs	120 LEDs	5 cm	10 m	110°
	liniLED® TOP PHOTON 1200	PR. CODE	POWER	OUTPUT	LEDs/S	LEDs/M	SECTION	LENGTH	ANGLE
■	liniLED® Top EWW 2700K PH 1200 [m]	11982	8.9 W/m	997 lm/m	7 LEDs	70 LEDs	10 cm	9 m	110°
■	liniLED® Top WW 3000K PH 1200 [m]	11983	8.9 W/m	1023 lm/m	7 LEDs	70 LEDs	10 cm	9 m	110°
■	liniLED® Top NW 4000K PH 1200 [m]	11984	8.1 W/m	1008 lm/m	7 LEDs	70 LEDs	10 cm	9 m	110°
■	liniLED® Top CW 6500K PH 1200 [m]	11985	8.1 W/m	1003 lm/m	7 LEDs	70 LEDs	10 cm	9 m	110°
	liniLED® TOP TUNABLE WHITE	PR. CODE	POWER	OUTPUT	LEDs/S	LEDs/M	SECTION	LENGTH	ANGLE
■	liniLED® Top 2700K-6500K TW 1200 [m]*	11992	10.5 W/m	838 lm/m	12 LEDs	160 LEDs	7.5 cm	9 m	110°
■	liniLED® Top 2200K-3500K TWW 1200 [m]*	12468	11.7 W/m	800 lm/m	12 LEDs	160 LEDs	7.5 cm	9 m	110°
	liniLED® TOP RGB	PR. CODE	POWER	OUTPUT	LEDs/S	LEDs/M	SECTION	LENGTH	ANGLE
■	liniLED® Top RGB 160 [m]*	11602	4.8 W/m	139 lm/m	7 LEDs	35 LEDs	20 cm	10 m	110°
■	liniLED® Top RGB 240 [m]*	11597	7.4 W/m	209 lm/m	7 LEDs	35 LEDs	20 cm	5 m	110°

* Only available in IP40/IP67

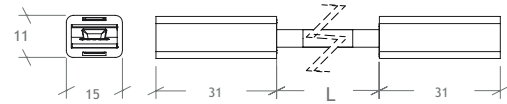
FW = Flame White UWW = Ultra Warm White EWW = Extra Warm White WW = Warm White NW = Natural White CW = Cold White HP = High Power TW = Tunable White TWW = Tunable Warm White

liniLED® Top Connect

IP40



IP40



liniLED® Top Connector Set 1 m/5 m

Dimensions	L31xW15xH11 mm
Cord length	1 m, 5 m
Degree of protection	IP40 (IP67 with IP67 Kit)
Colour	White
Power cord	White, PUR
Included	liniLED® Top End Cap

Product code	Description
11160	liniLED® Top Connector Set 1 m
11190	liniLED® Top Connector Set TW 1 m
11170	liniLED® Top Connector Set RGB 1 m
11161	liniLED® Top Connector Set 5 m
11191	liniLED® Top Connector Set TW 5 m
11171	liniLED® Top Connector Set RGB 5 m
11503	liniLED® Top End Cap

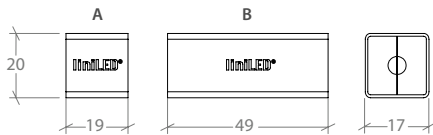
liniLED® Top Extension Cord

Dimensions	L31xW15xH11 mm
Cord length	26 cm
Degree of protection	IP40 (IP67 with IP67 Kit)
Colour	White
Power cord	White, PVC/PUR
Weight	29 g

Product code	Description
11180	liniLED® Top Extension Cord - pur
11192	liniLED® Top Extension Cord TW - pur
11210	liniLED® Top Extension Cord RGB - pvc



IP67



liniLED® Top IP67 Kit

Dimensions	11490: L49xW22xH20/L19xB22xH20 mm
	11491: L49xW22xH20 mm
Degree of protection	IK08, IP67
Colour	White
Material	IP67 Gel
Weight	11490: 35 g, 11491: 39 g
Note	11490: A+B
	11491: B+B

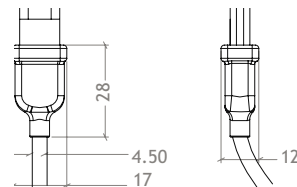
Product code	Description
11490	liniLED® Top IP67 Kit ¹
11491	liniLED® Top IP67 Extension Kit ²

¹ For the liniLED® Top IP67 Kit you need the liniLED® Top Connector Set.

² For the liniLED® Top IP67 Extension Kit you need the liniLED® Top Extension cord.



IP68



liniLED® Top Mirror Welded Connector

Dimensions	L28xW17xH12 mm
Degree of protection	IP68
Colour	White
Material	PVC
Power Cord	White, PVC
Cable/Connect Weight	1 m: 51 g
Included	Mirror Welded End Cap
Note	Pre connected (Cable 60021)

Product code	Description
TA1001	liniLED® Mirror Welded Connector Mono ¹
TA1005	liniLED® Mirror Welded Connector RGB/TW ¹
60021	liniLED® Cable III [m]
12293	liniLED® Top Welded Connector 1 m
12294	liniLED® Top Welded Connector 5 m
12295	liniLED® Top Welded Extension 0,3 m

¹ Cable length on request.

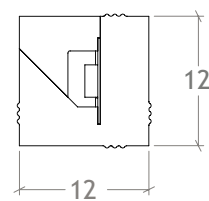






liniLED® Side

The liniLED® Side LED strip (IP40/IP68) is a high-quality, flexible LED strip, with a unique co-extrusion technology. Due to the built-in reflection, an optimal light effect from the side is guaranteed. Therefore the liniLED® Side LED strips are ideal for indoor and outdoor usage in round shaped covers, around pillars, etc.


















liniLED® SIDE DECO		PR. CODE	POWER	OUTPUT	LEDs/S	LEDs/M	SECTION	LENGTH	ANGLE
■	liniLED® Side UWW 2400K Deco [m]	11875	1.1 W/m	81 lm/m	7 LEDs	35 LEDs	20 cm	20 m	55°
■	liniLED® Side EWW 2700K Deco G1 [m]	12330	1.6 W/m	144 lm/m	7 LEDs	70 LEDs	10 cm	20 m	55°
■	liniLED® Side WW 3000K Deco G1 [m]	12331	1.6 W/m	150 lm/m	7 LEDs	70 LEDs	10 cm	20 m	55°
■	liniLED® Side NW 4000K Deco [m]	12122	1.1 W/m	94 lm/m	7 LEDs	35 LEDs	20 cm	20 m	55°
■	liniLED® Side CW 6500K Deco [m]	11765	2.2 W/m	93 lm/m	7 LEDs	35 LEDs	20 cm	20 m	55°
■	liniLED® Side Red Deco [m]	11762	4.4 W/m	38 lm/m	7 LEDs	35 LEDs	20 cm	20 m	55°
■	liniLED® Side Green Deco [m]	11763	2.5 W/m	93 lm/m	7 LEDs	35 LEDs	20 cm	20 m	55°
■	liniLED® Side Blue Deco [m]	11764	1.7 W/m	13 lm/m	7 LEDs	35 LEDs	20 cm	20 m	55°
■	liniLED® Side Amber Deco [m]	11761	4.4 W/m	30 lm/m	7 LEDs	35 LEDs	20 cm	20 m	55°
liniLED® SIDE POWER		PR. CODE	POWER	OUTPUT	LEDs/S	LEDs/M	SECTION	LENGTH	ANGLE
■	liniLED® Side UWW 2400K Power [m]	11876	4.5 W/m	316 lm/m	7 LEDs	35 LEDs	20 cm	10 m	55°
■	liniLED® Side EWW 2700K Power G1 [m]	12335	4.6 W/m	320 lm/m	7 LEDs	70 LEDs	10 cm	10 m	55°
■	liniLED® Side WW 3000K Power G1 [m]	12336	3.9 W/m	306 lm/m	7 LEDs	70 LEDs	10 cm	10 m	55°
■	liniLED® Side NW 4000K Power G1 [m]	12337	3.9 W/m	380 lm/m	7 LEDs	35 LEDs	10 cm	10 m	55°
■	liniLED® Side CW 6500K Power [m]	11742	4.1 W/m	298 lm/m	7 LEDs	35 LEDs	20 cm	10 m	55°
■	liniLED® Side Red Power [m]	11870	8.3 W/m	105 lm/m	5 LEDs	50 LEDs	10 cm	10 m	55°
■	liniLED® Side Green Power [m]	11872	4.9 W/m	135 lm/m	5 LEDs	50 LEDs	10 cm	10 m	55°
■	liniLED® Side Blue Power [m]	11871	7.2 W/m	41 lm/m	5 LEDs	50 LEDs	10 cm	10 m	55°
■	liniLED® Side Amber Power [m]	11873	8.3 W/m	77 lm/m	5 LEDs	50 LEDs	10 cm	10 m	55°





	liniLED® SIDE HIGH POWER	PR. CODE	POWER	OUTPUT	LEDs/S	LEDs/M	SECTION	LENGTH	ANGLE
	liniLED® Side UWW 2400K HP [m]	11877	8.9 W/m	499 lm/m	6 LEDs	120 LEDs	5 cm	10 m	55°
	liniLED® Side EWW 2700K HP [m]	11735	8.9 W/m	546 lm/m	6 LEDs	120 LEDs	5 cm	10 m	55°
	liniLED® Side WW 3000K HP G4 [m]	12341	7.0 W/m	505 lm/m	6 LEDs	120 LEDs	5 cm	10 m	55°
	liniLED® Side NW 4000K HP [m]	11737	8.6 W/m	557 lm/m	6 LEDs	120 LEDs	5 cm	10 m	55°
	liniLED® Side CW 6500K HP [m]	11738	8.6 W/m	559 lm/m	6 LEDs	120 LEDs	5 cm	10 m	55°
	liniLED® SIDE PHOTON 1200	PR. CODE	POWER	OUTPUT	LEDs/S	LEDs/M	SECTION	LENGTH	ANGLE
	liniLED® Side EWW 2700K PH 1200 [m]	11988	8.9 W/m	827 lm/m	7 LEDs	70 LEDs	10 cm	9 m	55°
	liniLED® Side WW 3000K PH 1200 [m]	11989	8.9 W/m	836 lm/m	7 LEDs	70 LEDs	10 cm	9 m	55°
	liniLED® Side NW 4000K PH 1200 [m]	11990	8.1 W/m	831 lm/m	7 LEDs	70 LEDs	10 cm	9 m	55°
	liniLED® Side CW 6500K PH 1200 [m]	11991	8.1 W/m	830 lm/m	7 LEDs	70 LEDs	10 cm	9 m	55°
	liniLED® SIDE TUNABLE WHITE	PR. CODE	POWER	OUTPUT	LEDs/S	LEDs/M	SECTION	LENGTH	ANGLE
	liniLED® Side 2700K-6500K TW 1200 [m]	11993	10.5 W/m	681 lm/m	12 LEDs	160 LEDs	7.5 cm	9 m	55°
	liniLED® Side 2200K-3500K TWW 1200 [m]	12469	11.7 W/m	650 lm/m	12 LEDs	160 LEDs	7.5 cm	9 m	55°
	liniLED® SIDE RGB	PR. CODE	POWER	OUTPUT	LEDs/S	LEDs/M	SECTION	LENGTH	ANGLE
	liniLED® Side RGB 160 [m]	11760	4.8 W/m	97 lm/m	7 LEDs	35 LEDs	20 cm	10 m	55°
	liniLED® Side RGB 240 [m]	11869	7.4 W/m	168 lm/m	7 LEDs	35 LEDs	20 cm	5 m	55°

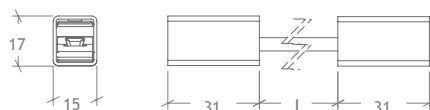
FW = Flame White UWW = Ultra Warm White EWW = Extra Warm White WW = Warm White NW = Natural White CW = Cold White HP = High Power TW = Tunable White TWW = Tunable Warm White

liniLED® Side Connect

IP40



IP40



liniLED® Side Connector Set 1 m/5 m

Dimensions	L31xW15xH17 mm
Cord length	1 m, 5 m
Degree of protection	IP40 (IP68 with Cast Joint)
Colour	White
Material	Polycarbonate
Power cord	White, PVC/PUR
Weight	1 m: 53 g
Included	liniLED® Side End Cap

Product code	Description
11165	liniLED® Side Connector Set 1 m -pur
11193	liniLED® Side Connector Set TW 1 m-pur
11206	liniLED® Side Connector Set RGB 1 m -pvc
11166	liniLED® Side Connector Set 5 m -pur
11194	liniLED® Side Connector Set TW 5 m-pur
11207	liniLED® Side Connector Set RGB 5 m-pvc
11504	liniLED® Side End Cap

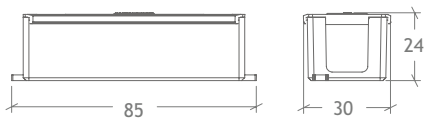
liniLED® Side Extension Cord

Dimensions	L31xW15xH17 mm
Cord length	26 cm
Degree of protection	IP40 (IP68 with Cast Joint)
Colour	White
Material	Polycarbonate
Power cord	White, PVC/PUR
Weight	32 g (RGB 33 g)

Product code	Description
11209	liniLED® Side Extension Cord - pvc
11195	liniLED® Side Extension Cord TW - pur
11211	liniLED® Side Extension Cord RGB - pvc



IP68



liniLED® Cast Joint IP68

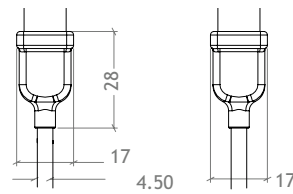
Dimensions	L85xW30xH24 mm
Degree of protection	IK08, IP68
Colour	White
Material	PS & PU
Weight	124 g

Product code	Description
11533	liniLED® Cast Joint IP68

* For the liniLED® Cast joint IP68 you need the liniLED Side connector.



IP68



liniLED® Side Mirror Welded Connector¹

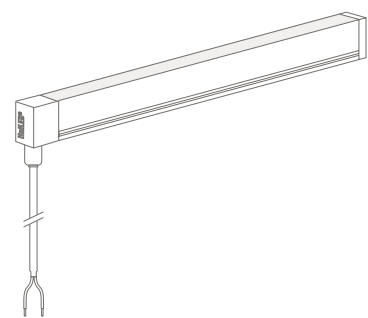
Dimensions	L28xW17xH17 mm
Degree of protection	IP68
Colour	White
Material	PVC
Cable/Connect Weight	1 m: 51 g
Included	Mirror Welded End Cap
Note	Pre connected (Cable 60021)

Product code	Description
TA1001	liniLED® Mirror Welded Connector Mono ¹
TA1005	liniLED® Mirror Welded Connector RGB/TW ¹
60021	liniLED® Cable III [m]
12296	liniLED® Side Welded Connector 1 m
12297	liniLED® Side Welded Connector 5 m
12298	liniLED® Side Welded Extension 0,3 m

¹ Cable length on request.







liniLED® Diffuse

The liniLED® Diffuse LED strips (IP68+/IP69K) are high quality, flexible LED strips with a unique, diffuse co-extrusion technology. The combination of high quality and flexibility, allows for an endless range of indoor and outdoor applications.

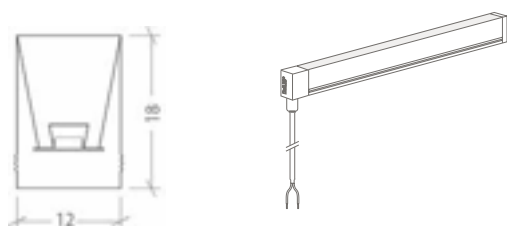
Available in top and side emitting.



liniLED® Top Diffuse 12

	liniLED® TOP DIFFUSE 12	PR. CODE	POWER	OUTPUT	LEDs/S	LEDs/M	SECTION	LENGTH	ANGLE
■	liniLED® Top Diffuse UWW 2400K 12 [m]	11829	8.9 W/m	167 lm/m	6 LEDs	120 LEDs	5 cm	10 m	110°
■	liniLED® Top Diffuse EWW 2700K 12 [m]	11830	8.9 W/m	185 lm/m	6 LEDs	120 LEDs	5 cm	10 m	110°
■	liniLED® Top Diffuse WW 3000K 12 G4 [m]	12401	7.0 W/m	169 lm/m	6 LEDs	120 LEDs	5 cm	10 m	110°
■	liniLED® Top Diffuse NW 4000K 12 G4 [m]	12402	7.0 W/m	232 lm/m	6 LEDs	120 LEDs	5 cm	10 m	110°
■	liniLED® Top Diffuse CW 6500K 12 [m]	11833	8.6 W/m	184 lm/m	6 LEDs	120 LEDs	5 cm	10 m	110°

* The liniLED® Diffuse LED strips are pre-assembled with a special mirror welded connector for instant waterproof usage see page 32-33. Check datasheet for typical CCT.

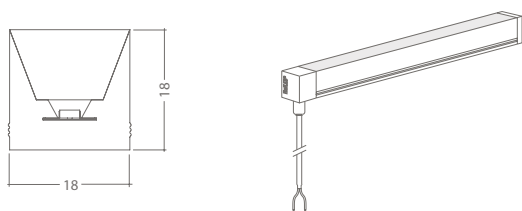




liniLED® Top Diffuse 18

	liniLED® TOP DIFFUSE 18	PR. CODE	POWER	OUTPUT	LEDs/S	LEDs/M	SECTION	LENGTH	ANGLE
■	liniLED® Top Diffuse UWW 2400K 18 [m]	11799	8.9 W/m	220 lm/m	6 LEDs	120 LEDs	5 cm	10 m	110°
■	liniLED® Top Diffuse EWW 2700K 18 [m]	11800	8.9 W/m	220 lm/m	6 LEDs	120 LEDs	5 cm	10 m	110°
■	liniLED® Top Diffuse WW 3000K 18 G4 [m]	12411	7.0 W/m	226 lm/m	6 LEDs	120 LEDs	5 cm	10 m	110°
■	liniLED® Top Diffuse NW 4000K 18 G4 [m]	12412	7.0 W/m	241 lm/m	6 LEDs	120 LEDs	5 cm	10 m	110°
■	liniLED® Top Diffuse CW 6500K 18 [m]	11803	8.6 W/m	226 lm/m	6 LEDs	120 LEDs	5 cm	10 m	110°

* The liniLED® Diffuse LED strips are pre-assembled with a special mirror welded connector for instant waterproof usage see page 34-35. Check datasheet for typical CCT.

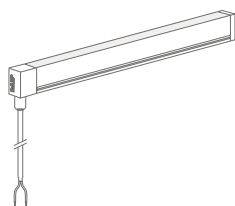
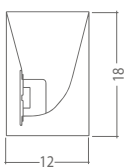





liniLED® Side Diffuse

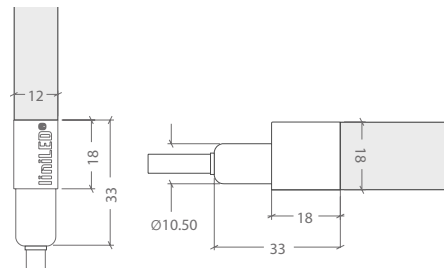
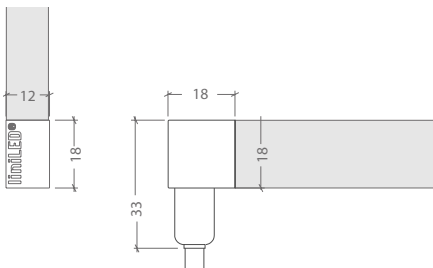
	liniLED® SIDE DIFFUSE	PR. CODE	POWER	OUTPUT	LEDs/S	LEDs/M	SECTION	LENGTH	ANGLE
■	liniLED® Side Diffuse UWW 2400K [m]	11819	8.9 W/m	102 lm/m	6 LEDs	120 LEDs	5 cm	10 m	110°
■	liniLED® Side Diffuse EWW 2700K [m]	11820	8.9 W/m	113 lm/m	6 LEDs	120 LEDs	5 cm	10 m	110°
■	liniLED® Side Diffuse WW 3000K G4 [m]	12421	7.0 W/m	101 lm/m	6 LEDs	120 LEDs	5 cm	10 m	110°
■	liniLED® Side Diffuse NW 4000K G4 [m]	12422	7.0 W/m	116 lm/m	6 LEDs	120 LEDs	5 cm	10 m	110°
■	liniLED® Side Diffuse CW 6500K [m]	12423	8.0 W/m	111 lm/m	6 LEDs	120 LEDs	5 cm	10 m	110°

* The liniLED® Diffuse LED strips are pre-assembled with a special mirror welded connector for instant waterproof usage. Check datasheet for typical CCT.





liniLED® Diffuse Connect 12



liniLED® Diffuse Connector 90° Angle 12

Dimensions	L18xW12xH18 mm
Cord length	1 m, 5 m
Degree of protection	IP69K
Colour	White
Material	PVC
Power cord	White, PVC (Cable III)
Included	Pre-assembled, included mirror welded Endcap

Product code	Description
11260	liniLED® Diffuse Connector 90° Angle 12 1 m
11261	liniLED® Diffuse Connector 90° Angle 12 5 m

liniLED® Diffuse Connector Straight 12

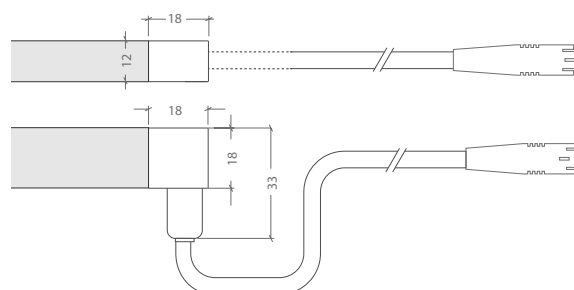
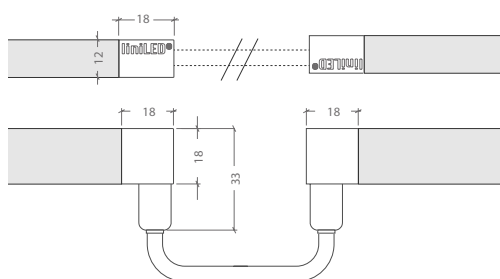
Dimensions	L18xW12xH18 mm
Cord length	1 m, 5 m
Degree of protection	IP69K
Colour	White
Material	PVC
Power cord	White, PVC (Cable III)
Included	Pre-assembled included mirror welded Endcap

Product code	Description
11270	liniLED® Diffuse Connector Straight 12 1 m
11271	liniLED® Diffuse Connector Straight 12 5 m

The liniLED® Diffuse Connect 12 can be used with the liniLED® Top Diffuse 12 and the liniLED® Side Diffuse.

Longer cable length on request.





liniLED® Diffuse Extension Cord 12

Dimensions	L18xW12xH18 mm
Cord length	30 cm
Degree of protection	IP69K
Colour	White
Material	PVC
Power cord	White, PVC (Cable III)
Included	Pre-assembled included mirror welded Endcap

Product code	Description
11277	liniLED® Diffuse Extension Cord Angle 12
11279	liniLED® Diffuse Extension Cord Straight 12

The liniLED® Diffuse Connect 12 can be used with the liniLED® Top Diffuse 12 and the liniLED® Side Diffuse.

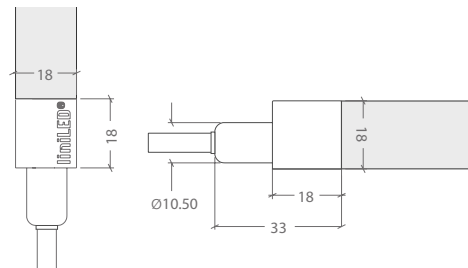
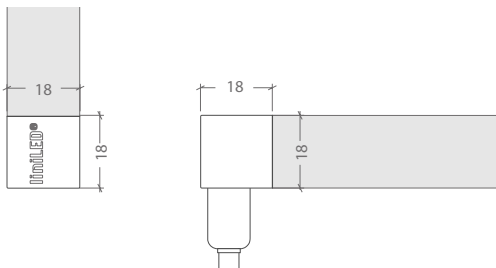
Longer cable length on request.

liniLED® Diffuse Connector Male/Female 12

Dimensions	L18xW12xH18 mm
Cord length	30 cm
Degree of protection	IP69K (Male/Female Connector IP67)
Colour	White
Material	PVC
Power cord	White, PVC (Cable III)
Included	Pre-assembled included mirror welded Endcap

Product code	Description
11284	liniLED® Diffuse Connector Angle 90° Male 12
11285	liniLED® Diffuse Connector Angle 90° Female 12
11286	liniLED® Diffuse Connector Straight 90° Male 12
11287	liniLED® Diffuse Connector Straight 90° Female 12
11274	liniLED® Connection Cable Female 5 m

liniLED® Diffuse Connect 18



liniLED® Diffuse Connector 90° Angle 18

Dimensions	L18xW18xH18 mm
Cord length	1 m, 5 m
Degree of protection	IP69K
Colour	White
Material	PVC
Power cord	White, PVC (Cable III)
Included	Pre-assembled included mirror welded Endcap

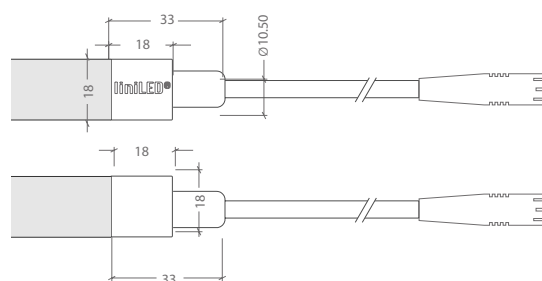
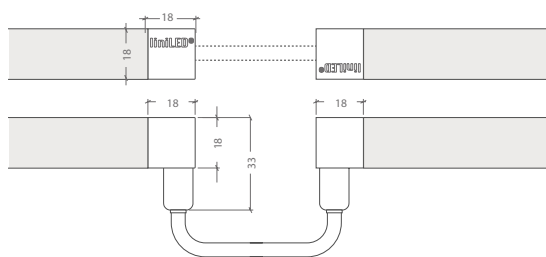
Product code	Description
11245	liniLED® Diffuse Connector 90° Angle 18 1 m
11246	liniLED® Diffuse Connector 90° Angle 18 5 m

liniLED® Diffuse Connector Straight 18

Dimensions	L18xW18xH18 mm
Cord length	1 m, 5 m
Degree of protection	IP69K
Colour	White
Material	PVC
Power cord	White, PVC (Cable III)
Included	Pre-assembled included mirror welded Endcap

Product code	Description
11250	liniLED® Diffuse Connector Straight 18 1 m
11251	liniLED® Diffuse Connector Straight 18 5 m





liniLED® Diffuse Extension Cord 18

Dimensions	L18xW18xH18 mm
Cord length	30 cm
Degree of protection	IP69K
Colour	White
Material	PVC
Power cord	White, PVC (Cable III)
Included	Pre-assembled included mirror welded Endcap

Product code	Description
11276	liniLED® Diffuse Extension Cord Angle 18
11278	liniLED® Diffuse Extension Cord Straight 18

liniLED® Diffuse Connector Male/Female 18

Dimensions	L18xW18xH18 mm
Cord length	30 cm
Degree of protection	IP69K (Male/ Female Connector IP67)
Colour	White
Material	PVC
Power cord	White, PVC (Cable III)
Included	Pre-assembled included mirror welded Endcap

Product code	Description
11280	liniLED® Diffuse Connector Angle 90° Male 18
11281	liniLED® Diffuse Connector Angle 90° Female 18
11282	liniLED® Diffuse Connector Straight 90° Male 18
11283	liniLED® Diffuse Connector Straight 90° Female 18
11274	liniLED® Connection Cable Female 5 m





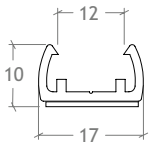
liniLED® Mounting

The liniLED® System can be installed on flat and/or curved surfaces. In this chapter you will find more information about the several mounting options, including an overview of all available profiles.

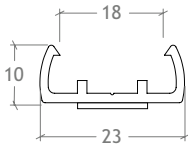
The liniLED® LED strips can be mounted in various ways. The liniLED® U-Profile and the liniLED® Alu U-Profile are ideal for linear installation. In case of a curved surface, the liniLED® Saddle (incl. tie wrap) offers the perfect mounting solution.

Profiles are available in standard lengths of 1, 2, 3 and 4 metres. Other lengths up to 6 metres are available on request.

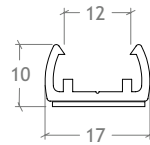
liniLED® Mounting



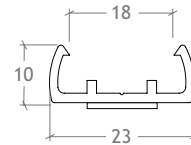
11369



11370



11368



11372

liniLED® U-Profile

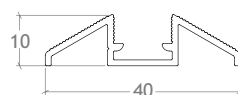
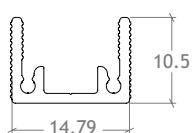
Dimensions	11369: L1000xW17xH10 mm 11370: L1000xB23xH10 mm
Length	1 m
Colour	Transparent
Material	PETG
Weight	64 g per metre
Note	11369: For Top, Side, Side and Top 12 Diffuse LED strips 11370: For Top Diffuse 18 LED strips

Product code	Description
11369	liniLED® U-Profile 12 mm 1 m incl. tape
11370	liniLED® U-Profile 18 mm 1 m incl. tape

liniLED® U-Profile White

Dimensions	11368: W17xH10 mm 11372: W23xH10 mm
Length	1 m
Colour	White
Material	PVC (UV, chlorine and sea water resistant)
Weight	62 g per metre
Note	11368: For Top, Side, Side and Top 12 Diffuse LED strips 11372: For Top Diffuse 18 LED strips

Product code	Description
11367	liniLED® U-Profile White 12 mm 1 m
11371	liniLED® U-Profile White 18 mm 1m
11368	liniLED® U-Profile White 12 mm 1 m incl. tape
11372	liniLED® U-Profile White 18 mm 1m incl. tape



liniLED® Alu U-Profile

Dimensions	LxW14.38xH10.5 mm
Length	1 m, 2 m, 3 m, 4 m
Colour	Silver
Material	Aluminium
Weight	132 g per metre
	Mounting Clip 1 g
Note	Suitable for Top & Side LED strips. We recommend 3 mounting clips per metre. Other anodised colours on request.

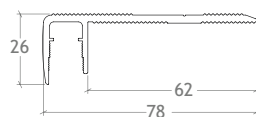
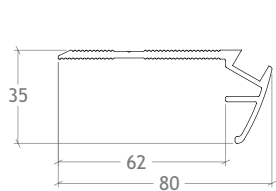
Product code	Description
12851	liniLED® Alu U-Profile 1 m
12852	liniLED® Alu U-Profile 2 m
12853	liniLED® Alu U-Profile 3 m
12854	liniLED® Alu U-Profile 4 m
12850	liniLED® Mounting Clip

liniLED® Wall-/Floor Profile

Dimensions	LxW40xH10 mm
Length	1 m, 2 m, 3 m, 4 m
Colour	Black, Silver
Material	Aluminium
Weight	263 g per metre
Note	For liniLED® Top LED strips Other anodised colours on request.

Product code	Description
11593	liniLED® Wall-/Floor Profile Silver 1 m
12840	liniLED® Wall-/Floor Profile Silver 2 m
12841	liniLED® Wall-/Floor Profile Silver 3 m
12842	liniLED® Wall-/Floor Profile Silver 4 m
11595	liniLED® Wall-/Floor Profile Black 1 m
12845	liniLED® Wall-/Floor Profile Black 2 m
12846	liniLED® Wall-/Floor Profile Black 3 m
12847	liniLED® Wall-/Floor Profile Black 4 m

liniLED® Mounting



liniLED® Stair Profile

Dimensions	LxW80xH35 mm
Length	1 m, 2 m, 3 m, 4 m
Colour	Black, Silver
Finish	Anodised
Material	Aluminium
Weight	802 g per metre
Note	For liniLED® Top LED strip Other anodised colours on request.

Product code	Description
11565	liniLED® Stair Profile Silver 1 m
12830	liniLED® Stair Profile Silver 2 m
12831	liniLED® Stair Profile Silver 3 m
12832	liniLED® Stair Profile Silver 4 m
11567	liniLED® Stair Profile Black 1 m
12835	liniLED® Stair Profile Black 2 m
12836	liniLED® Stair Profile Black 3 m
12837	liniLED® Stair Profile Black 4 m

liniLED® Stair Profile Indirect

Dimensions	LxW78xH26 mm
Length	1 m, 2 m, 3 m, 4 m
Colour	Black, Silver
Finish	Anodised
Material	Aluminium
Weight	833 g per metre
Note	For liniLED® Top LED strip Other anodised colours on request.

Product code	Description
11836	liniLED® Stair Profile Indirect Silver 1 m
11838	liniLED® Stair Profile Indirect Silver 2 m
11840	liniLED® Stair Profile Indirect Silver 3 m
11842	liniLED® Stair Profile Indirect Silver 4 m
11837	liniLED® Stair Profile Indirect Black 1 m
11839	liniLED® Stair Profile Indirect Black 2 m
11841	liniLED® Stair Profile Indirect Black 3 m
11843	liniLED® Stair Profile Indirect Black 4 m



liniLED® Saddle

Dimensions	L23xW16xH10 mm
Material	Nylon
Weight	2 g
Included	Tie wrap

Product code	Description
11375	liniLED® Saddle





liniLED® Aeris

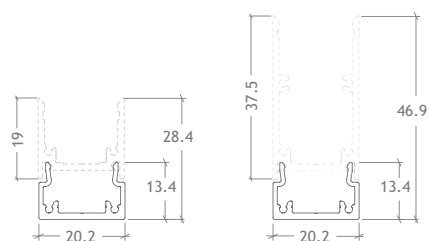
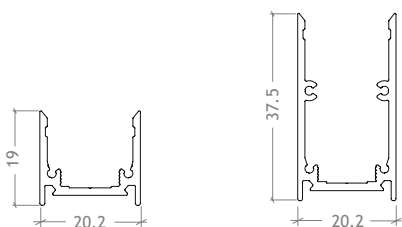
The liniLED® Aeris series consists of several durable aluminium profiles, which are fit for almost every indoor and outdoor LED lighting project. The assortment is complemented with a wide range of accessories, which allows you to compose the liniLED® Aeris Profiles to your liking. Whether you are looking for an illuminated profile with a stunning diffuse light effect or a striking chandelier.

Create your own liniLED® Aeris luminaire!

All liniLED® Aeris products in this chapter can be mixed and matched into beautiful, pre-assembled 'plug & play' IP40 or IP67 luminaires. Simply choose the profile of your liking, select the desired light effect and lighting colour. Finally, choose the preferred cable type, cable length and determine the position of the cable entry. Finish your luminaire with one of the several features and accessories.

Walk-over profiles available on request.

liniLED® Aeris 20 Profile



liniLED® Aeris Profile L20/ H20

Dimensions	L: W20.2xH19 mm H: W20.2xH37.5 mm
Length	1 m, 2 m, 3 m, 4 m
Max. length	4 m
Colour	Silver/various
Material	Aluminium
Finish	Anodised/powder coated

Product code	Description
Silver	
10710	liniLED® Aeris Profile L20 1 m
10711	liniLED® Aeris Profile L20 2 m
10212	liniLED® Aeris Profile L20 3 m
10713	liniLED® Aeris Profile L20 4 m
10714	liniLED® Aeris Profile H20 1 m
10715	liniLED® Aeris Profile H20 2 m
10716	liniLED® Aeris Profile H20 3 m
10717	liniLED® Aeris Profile H20 4 m

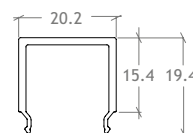
liniLED® Aeris Cable Channel 20

Dimensions	W20.2xH13.4 mm
Length	1 m, 2 m, 3 m, 4 m
Max. length	4 m
Colour	Silver/various
Material	Aluminium
Finish	Anodised/powder coated Other colours on request

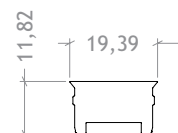
Product code	Description
Silver	
10750	liniLED® Aeris Cable Channel 20 1 m
10751	liniLED® Aeris Cable Channel 20 2 m
10752	liniLED® Aeris Cable Channel 20 3 m
10753	liniLED® Aeris Cable Channel 20 4 m



D L20



D H20



Flex Diffuser

liniLED® Aeris Cover C L20

Dimensions	W19.2xH4.4 mm
Length	1 m
Max. length	4 m
Appearance	Clear (C)
Material	Polycarbonate

Product code	Description
10804	liniLED® Aeris Cover C L20 1 m
10805	liniLED® Aeris Cover C L20 2 m
10806	liniLED® Aeris Cover C L20 3 m
10807	liniLED® Aeris Cover C L20 4 m

liniLED® Aeris Cover D L20/H20 & Flex Diffuser

Dimensions	L: W19.2xH4.4 mm H: W20.2xH19.4 mm
Length	1 m
Max. length	4 m
Appearance	Diffuse (D)
Material	Polycarbonate

Product code	Description
10500	liniLED® Aeris Flex Diffuser 20 [m]
10800	liniLED® Aeris Cover D L20 1 m
10801	liniLED® Aeris Cover D L20 2 m
10802	liniLED® Aeris Cover D L20 3 m
10803	liniLED® Aeris Cover D L20 4 m
10808	liniLED® Aeris Cover D H20 1 m
10809	liniLED® Aeris Cover D H20 2 m
10810	liniLED® Aeris Cover D H20 3 m
10811	liniLED® Aeris Cover D H20 4 m

liniLED® Aeris 20 Accessories



liniLED® Aeris Clip 20

Product code	10890
Dimensions	L20xW17xH3.9 mm
Colour	Chromium plate
Material	Stainless steel (AISI 316)



liniLED® Aeris Suspension Set 2 m

Product code	10889
Length	2 m
Colour	Chromium plate
Material	Steel
Excluded	Aeris Clip 20



liniLED® Aeris Linker 20

Product code	10861
Dimensions	L50xW17xH3.9 mm
Colour	Chromium plate
Material	Stainless steel (AISI 316)



liniLED® Aeris Linker 90 Side 20

Product code	10862
Dimensions	L46.1xW17xH3.9 mm
Colour	Chromium plate
Material	Stainless steel (AISI 316)





liniLED® Aeris Outer Corner 20

Product code	10864
Dimensions	L29.2xW17xH3.9 mm
Colour	Chromium plate
Material	Stainless steel (AISI 316)



liniLED® Aeris Rotary Clip 20

Product code	10860
Dimensions	L25.5xW17xH22.7 mm
Colour	Chromium plate
Material	Stainless steel (AISI 316)



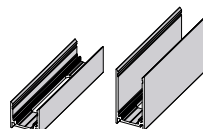
liniLED® Aeris Inner Corner 20

Product code	10863
Dimensions	L25.3xW17xH3.9 mm
Colour	Chromium plate
Material	Stainless steel (AISI 316)

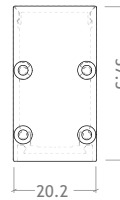
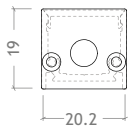


liniLED® Aeris L20 / H20 8cm incl. 5cm slit

Product code	L20: 10709
	H20: 10718
Dimensions	L20: L80xW20xH20 mm
	H20: L80xW20xH mm
Finish	Anodised
Material	Aluminium



liniLED® Aeris 20 Endcaps



liniLED® Aeris End Cap L20

Dimensions	W20.2xH19 mm
Material	Aluminium
Colour	Silver/various
Finish	Anodised/powder coated
Included	Screws

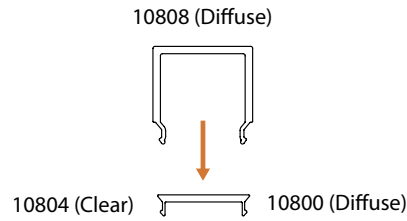
Product code	Description
Silver	
10900	liniLED® Aeris End Cap L20
10901	liniLED® Aeris End Cap L20 O
10902	liniLED® Aeris End Cap LC20
10903	liniLED® Aeris End Cap LC20 O
10912	liniLED® Aeris End Cap L20+
10913	liniLED® Aeris End Cap L20+ O
10908	liniLED® Aeris End Cap C20
10909	liniLED® Aeris End Cap C20 O

liniLED® Aeris End Cap H20

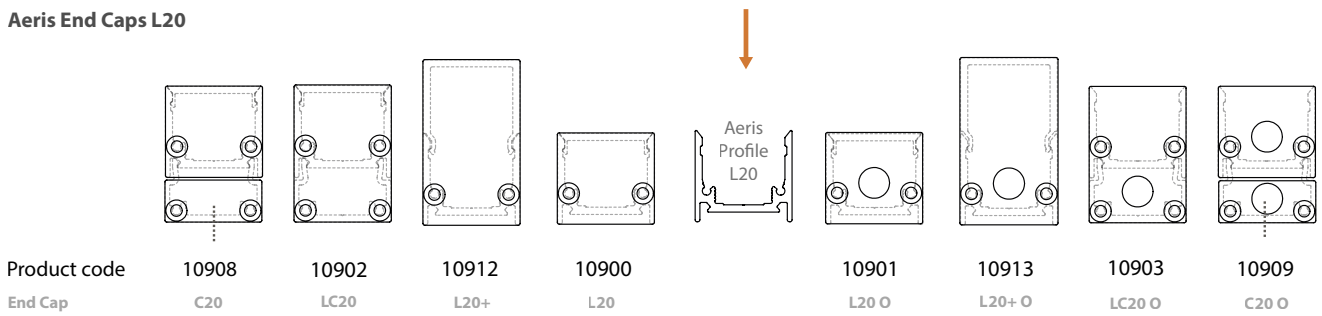
Dimensions	W20.2xH37.5 mm
Material	Aluminium
Colour	Silver/various
Finish	Anodised/powder coated
Included	Screws

Product code	Description
Silver	
10904	liniLED® Aeris End Cap H20
10905	liniLED® Aeris End Cap H20 O
10916	liniLED® Aeris End Cap H20+
10917	liniLED® Aeris End Cap H20+ O
10906	liniLED® Aeris End Cap HC20
10907	liniLED® Aeris End Cap HC20 O

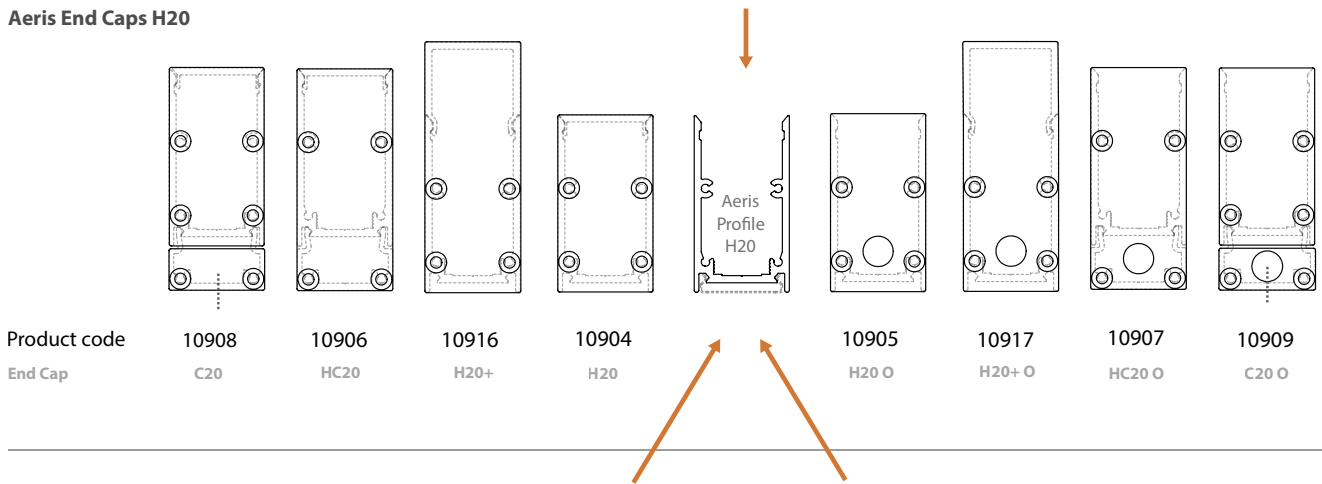
Aeris Covers 20



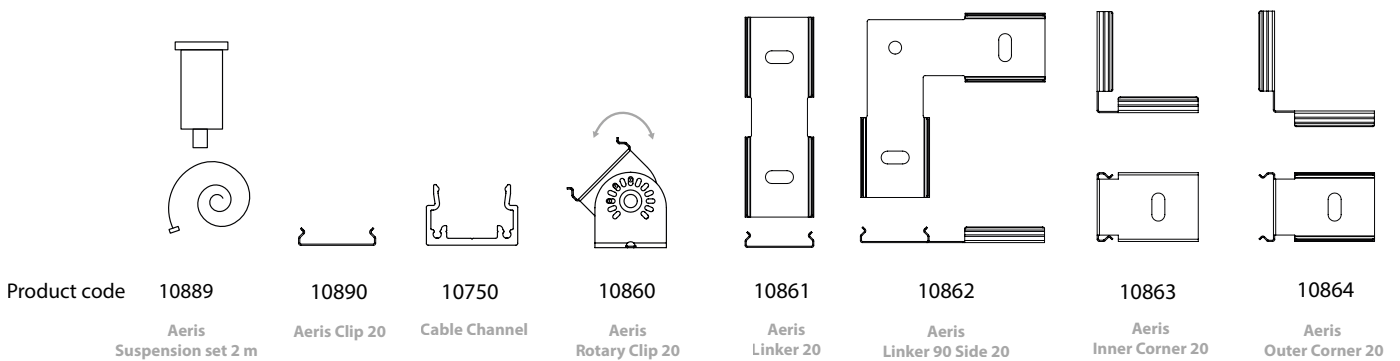
Aeris End Caps L20



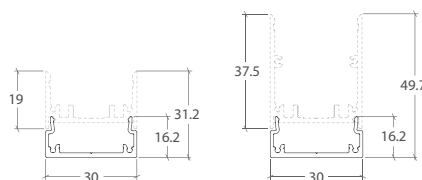
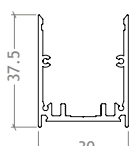
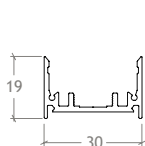
Aeris End Caps H20



Aeris Mounting Accessories L20 & H20 (optional)



liniLED® Aeris 30 Profile



liniLED® Aeris Profile L30/H30

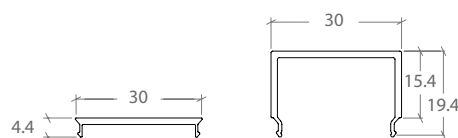
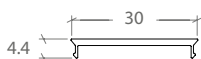

Dimensions	L: W30xH19 mm H: W30xH37.5 mm
Length	1 m, 2 m, 3 m, 4 m
Max. Length	4 m
Colour	Silver/various
Material	Aluminium
Finish	Anodised/powder coated

Product code	Description
Silver	
10730	liniLED® Aeris Profile L30 1 m
10731	liniLED® Aeris Profile L30 2 m
10732	liniLED® Aeris Profile L30 3 m
10733	liniLED® Aeris Profile L30 4 m
10734	liniLED® Aeris Profile H30 1 m
10735	liniLED® Aeris Profile H30 2 m
10736	liniLED® Aeris Profile H30 3 m
10737	liniLED® Aeris Profile H30 4 m

liniLED® Aeris Cable Channel 30

Dimensions	W30xH13.4 mm
Length	1 m, 2 m, 3 m, 4 m
Max. Length	4 m
Colour	Silver/various
Material	Aluminium
Finish	Anodised/powder coated Other colours on request

Product code	Description
Silver	
10754	liniLED® Aeris Cable Channel 30 1 m
10755	liniLED® Aeris Cable Channel 30 2 m
10756	liniLED® Aeris Cable Channel 30 3 m
10757	liniLED® Aeris Cable Channel 30 4 m



liniLED® Aeris Cover C L30

Dimensions	W28.6xH4.4 mm
Length	1 m
Max. Length	4 m
Appearance	Clear (C)
Material	Polycarbonate

Product code	Description
10824	liniLED® Aeris Cover C L30 1 m
10825	liniLED® Aeris Cover C L30 2 m
10826	liniLED® Aeris Cover C L30 3 m
10827	liniLED® Aeris Cover C L30 4 m

liniLED® Aeris Cover D L30/D H30

Dimensions	L: W28.6xH4.4 mm
	H: W28.6xH19.4 mm
Length	1 m
Max. Length	4 m
Appearance	Diffuse (D)
Material	Polycarbonate

Product code	Description
10820	liniLED® Aeris Cover D L30 1 m
10821	liniLED® Aeris Cover D L30 2 m
10822	liniLED® Aeris Cover D L30 3 m
10823	liniLED® Aeris Cover D L30 4 m
10828	liniLED® Aeris Cover D H30 1 m
10829	liniLED® Aeris Cover D H30 2 m
10830	liniLED® Aeris Cover D H30 3 m
10831	liniLED® Aeris Cover D H30 4 m

liniLED® Aeris 30 Accessories



liniLED® AeriClip 30

Product code	10891
Dimensions	L18.3xW27xH3.9 mm
Colour	Chromium plate
Material	Stainless steel (AISI 316)



liniLED® AeriLinker 30

Product code	10871
Dimensions	L50xW27xH3.9 mm
Colour	Chromium plate
Material	Stainless steel (AISI 316)



liniLED® AeriSuspension Set 2 m

Product code	10889
Length	2 m
Colour	Chromium plate
Material	Steel
Excluded	AeriClip 30



liniLED® AeriLinker 90 Side 30

Product code	10872
Dimensions	L51.1xW27xH3.9 mm
Colour	Chromium plate
Material	Stainless steel (AISI 316)





liniLED® Aeris Outer Corner 30

Product code	10874
Dimensions	L28.9xW27xH3.9 mm
Colour	Chromium plate
Material	Stainless steel (AISI 316)



liniLED® Aeris Inner Corner 30

Product code	10873
Dimensions	25.3xW27xH3.9 mm
Colour	Chromium plate
Material	Stainless steel (AISI 316)



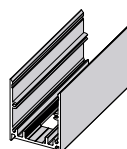
liniLED® Aeris Rotary Clip 30

Product code	10870
Dimensions	L25.5xW27xH22.7 mm
Colour	Chromium plate
Material	Stainless steel (AISI 316)

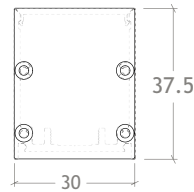
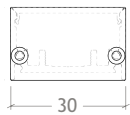


liniLED® Aeris H30 8cm incl. 5cm slit

Product code	10718
Dimensions	L80xW30xH mm
Finish	Anodised
Material	Aluminium



liniLED® Aeris 30 End Caps



liniLED® Aeris End Cap L30

Dimensions	W30xH19 mm
Material	Aluminium
Colour	Silver/various
Finish	Anodised/powder coated
Included	Screws

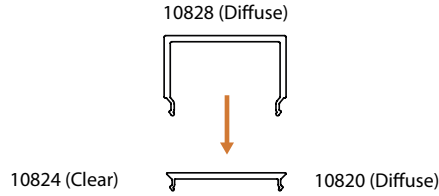
Product code	Description
Silver	
10920	liniLED® Aeris End Cap L30
10921	liniLED® Aeris End Cap L30 O
10922	liniLED® Aeris End Cap LC30
10923	liniLED® Aeris End Cap LC30 O
10932	liniLED® Aeris End Cap L30+
10933	liniLED® Aeris End Cap L30+ O
10928	liniLED® Aeris End Cap C30
10929	liniLED® Aeris End Cap C30 O

liniLED® Aeris End Cap H30

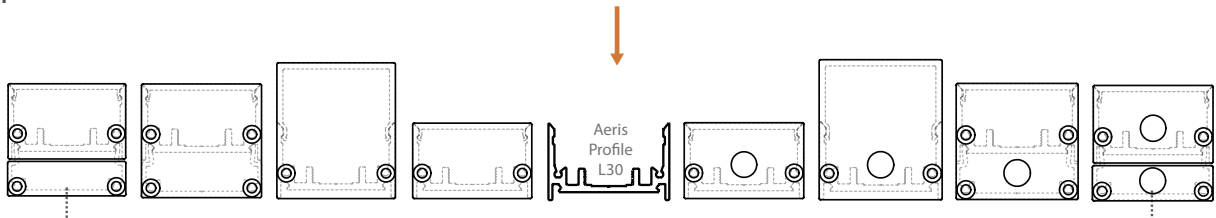
Dimensions	W30xH37.5 mm
Material	Aluminium
Colour	Silver/various
Finish	Anodised/powder coated
Included	Screws

Product code	Description
Silver	
10924	liniLED® Aeris End Cap H30
10925	liniLED® Aeris End Cap H30 O
10936	liniLED® Aeris End Cap H30+
10937	liniLED® Aeris End Cap H30+ O
10926	liniLED® Aeris End Cap HC30
10927	liniLED® Aeris End Cap HC30 O

Aeris Covers 30

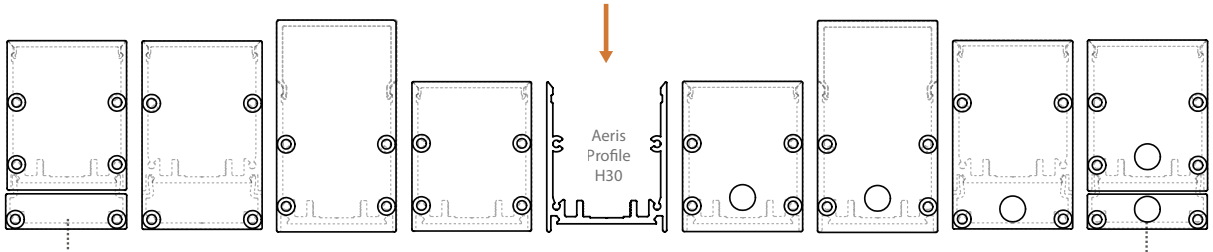


Aeris End Caps L30



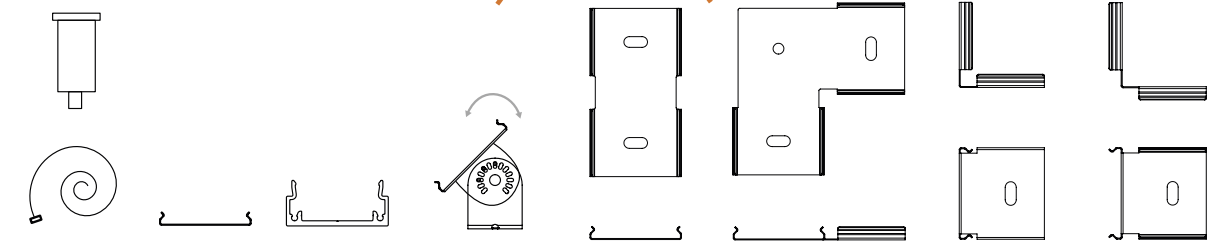
Product code	10928	10922	10932	10920	10921	10933	10923	10929
End Cap	C30	LC30	L30+	L30	L30 O	L30+ O	LC30 O	C30 O

Aeris End Caps H30



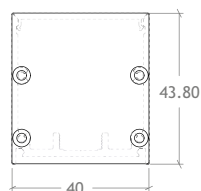
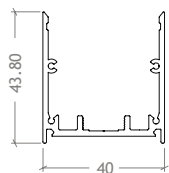
Product code	10928	10926	10936	10924	10925	10937	10927	10929
End Cap	C30	HC30	H30+	H30	H30 O	H30+ O	HC30 O	C30 O

Aeris Mounting accessories L30 & H30 (optional)



Product code	10889	10891	10750	10870	10871	10872	10873	10874
	Suspension set 2 m	Aeris Clip 30	Cable Channel	Aeris Rotary Clip 30	Aeris Linker 30	Aeris Linker 90 Side 30	Aeris Inner Corner 30	Aeris Outer Corner 30

liniLED® Aeris 40 Profile



liniLED® Aeris Profile H40

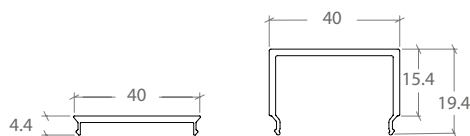
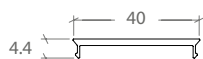
Dimensions	W40xH43.80 mm
Length	1 m, 2 m, 3 m, 4 m
Max. length	4 m
Colour	Silver/various
Material	Aluminium
Finish	Anodised/powder coated

Product code	Description
Silver	
10744	liniLED® Aeris Profile H40 1 m
10745	liniLED® Aeris Profile H40 2 m
10746	liniLED® Aeris Profile H40 3 m
10747	liniLED® Aeris Profile H40 4 m

liniLED® Aeris End Cap H40/H40 O

Dimensions	W40xH48.3 mm
Material	Aluminium
Colour	Silver/various
Finish	Anodised/powder coated
Included	Screws

Product code	Description
Silver	
10946	liniLED® Aeris End Cap H40
10947	liniLED® Aeris End Cap H40 O
10952	liniLED® Aeris End Cap H40+
10953	liniLED® Aeris End Cap H40+ O



liniLED® Aeris Cover C L40

Dimensions	L: W40xH4.4 mm
Length	1 m
Max. length	4 m
Appearance	Clear (C)
Material	Polycarbonate

Product code	Description
10844	liniLED® Aeris Cover C L40 1 m
10845	liniLED® Aeris Cover C L40 2 m
10846	liniLED® Aeris Cover C L40 3 m
10847	liniLED® Aeris Cover C L40 4 m

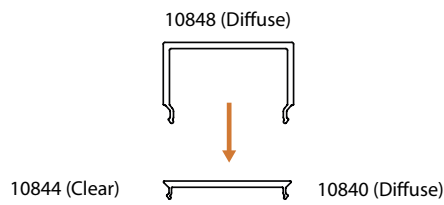
liniLED® Aeris Cover D L40/D H40

Dimensions	L: W40xH4.4 mm
	H: W40xH19.4 mm
Length	1 m
Max. length	4 m
Appearance	Diffuse (D)
Material	Polycarbonate

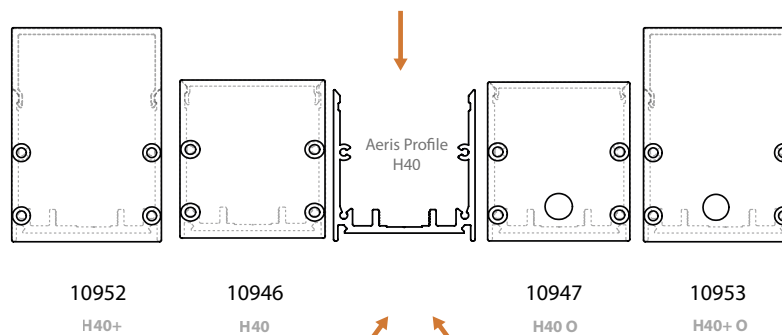
Product code	Description
10840	liniLED® Aeris Cover D L40 1 m
10841	liniLED® Aeris Cover D L40 2 m
10842	liniLED® Aeris Cover D L40 3 m
10843	liniLED® Aeris Cover D L40 4 m
10848	liniLED® Aeris Cover D H40 1 m
10849	liniLED® Aeris Cover D H40 2 m
10850	liniLED® Aeris Cover D H40 3 m
10851	liniLED® Aeris Cover D H40 4 m



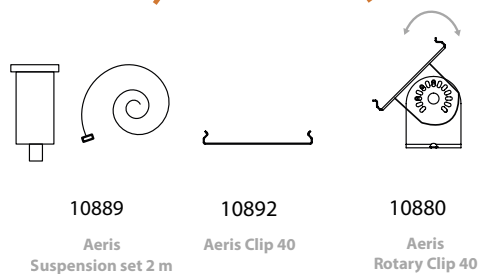
Aeris Covers 40



Aeris End Caps H40



Aeris Mounting accessories H40 (optional)



liniLED® Aeris 40 Accessories



liniLED® Aeris Clip 40

Product code	10892
Dimensions	L18.3xW37xH3.9 mm
Colour	Chromium plate
Material	Stainless steel (AISI 316)



liniLED® Aeris Rotary Clip 40

Product code	10880
Dimensions	L25.5xW37xH22.7 mm
Colour	Chromium plate
Material	Stainless steel (AISI 316)



liniLED® Aeris Suspension Set 2 m

Product code	10889
Length	2 m
Colour	Chromium plate
Material	Steel
Excluded	Aeris Clip 40



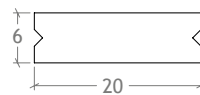
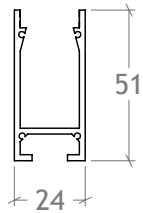




liniLED® Line Profiles

Create beautiful light lines in walls and/or ceilings with the liniLED® Line Profiles. Depending on the desired effect, you can choose between diffuse or clear acrylic. Related accessories are the end caps and mounting-clips. The Line Profiles are available in white in standard lengths of 1, 2 and 3 metres. Other anodised colours on request.

liniLED® Line Profiles



liniLED® Line Profile 20 mm

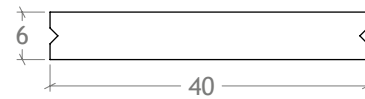
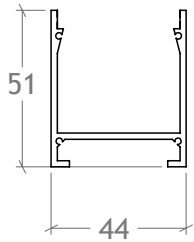
Dimensions	LxW24xH51 mm
Length	1 m, 2 m, 3 m, 4 m
Colour	White (RAL 9010)
Material	Aluminium
Finish	Powder coated
Weight	822 g per metre
Note	Suitable for PCB & Top LED strips Other RAL colours on request

Product code	Description
10982	liniLED® Line Profile 20 mm White 1 m
12800	liniLED® Line Profile 20 mm White 2 m
12801	liniLED® Line Profile 20 mm White 3 m
12802	liniLED® Line Profile 20 mm White 4 m

liniLED® Acrylic 20 mm

Appearance	Diffuse, Clear
Dimensions	LxW20xH6 mm
Length	1 m, 2 m, 3 m
Material	Acrylic
Weight	130 g per metre

Product code		Description
Frosted	Clear	
10959	10965	liniLED® Acrylic 20 mm 1 m
12805	12810	liniLED® Acrylic 20 mm 2 m
12806	12811	liniLED® Acrylic 20 mm 3 m



liniLED® Line Profile 40 mm

Dimensions	LxW44xH51 mm
Length	1 m, 2 m, 3 m, 4 m
Colour	White (RAL 9010)
Material	Aluminium
Finish	Powder coated
Weight	950 g per metre
Note	Suitable for PCB & Top LED strips Other RAL colours on request

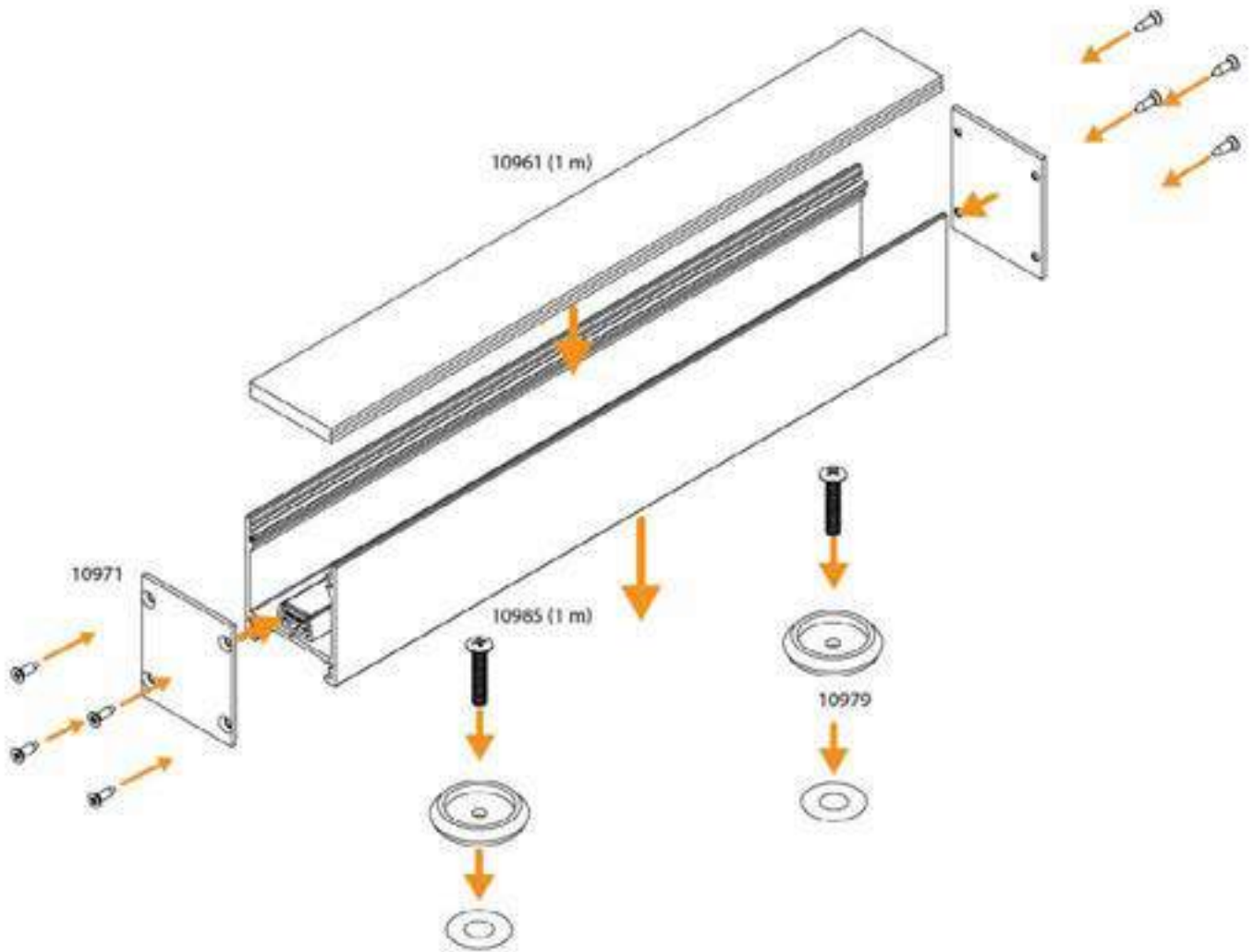
Product code	Description
10985	liniLED® Line Profile 40 mm White 1 m
12815	liniLED® Line Profile 40 mm White 2 m
12816	liniLED® Line Profile 40 mm White 3 m
12817	liniLED® Line Profile 40 mm White 4 m

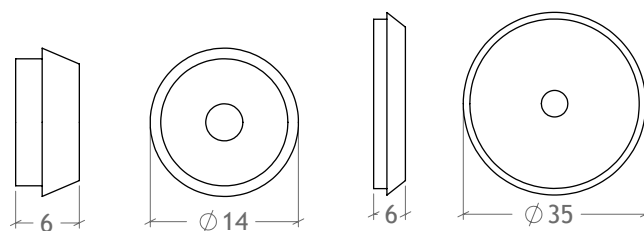
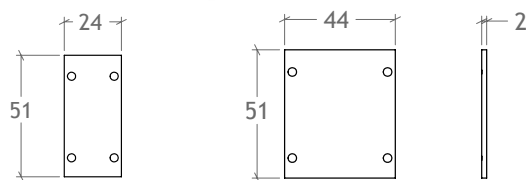
liniLED® Acrylic 40 mm

Appearance	Diffuse, Clear
Dimensions	LxW40xH6 mm
Length	1 m, 2 m, 3 m
Material	Acrylic
Weight	275 g per metre

Product code		Description
Frosted	Clear	
10961	10967	liniLED® Acrylic 40 mm 1 m
12820	12825	liniLED® Acrylic 40 mm 2 m
12821	12826	liniLED® Acrylic 40 mm 3 m

liniLED® Line Profiles





liniLED® Line Profile End Cap

Dimensions	L51xW24xH2 mm (20 mm) L51xW44xH2 mm (40 mm)
Colour	White (RAL 9010)
Material	Aluminium
Finish	Powder coated
Weight	10 g / 16 g per piece
Note	Other RAL colours on request

Product code	Description
10969	liniLED® End Cap 20 mm
10971	liniLED® End Cap 40 mm

liniLED® Line Profile Mounting Clip

Dimensions	∅ 14xH6 mm (20 mm) ∅ 35xH6 mm (40 mm)
Colour	White
Material	Nylon
Weight	1 g / 3 g
Note	Use 3 pieces per metre

Product code	Description
10977	liniLED® Mounting Clip 20 mm
10979	liniLED® Mounting Clip 40 mm

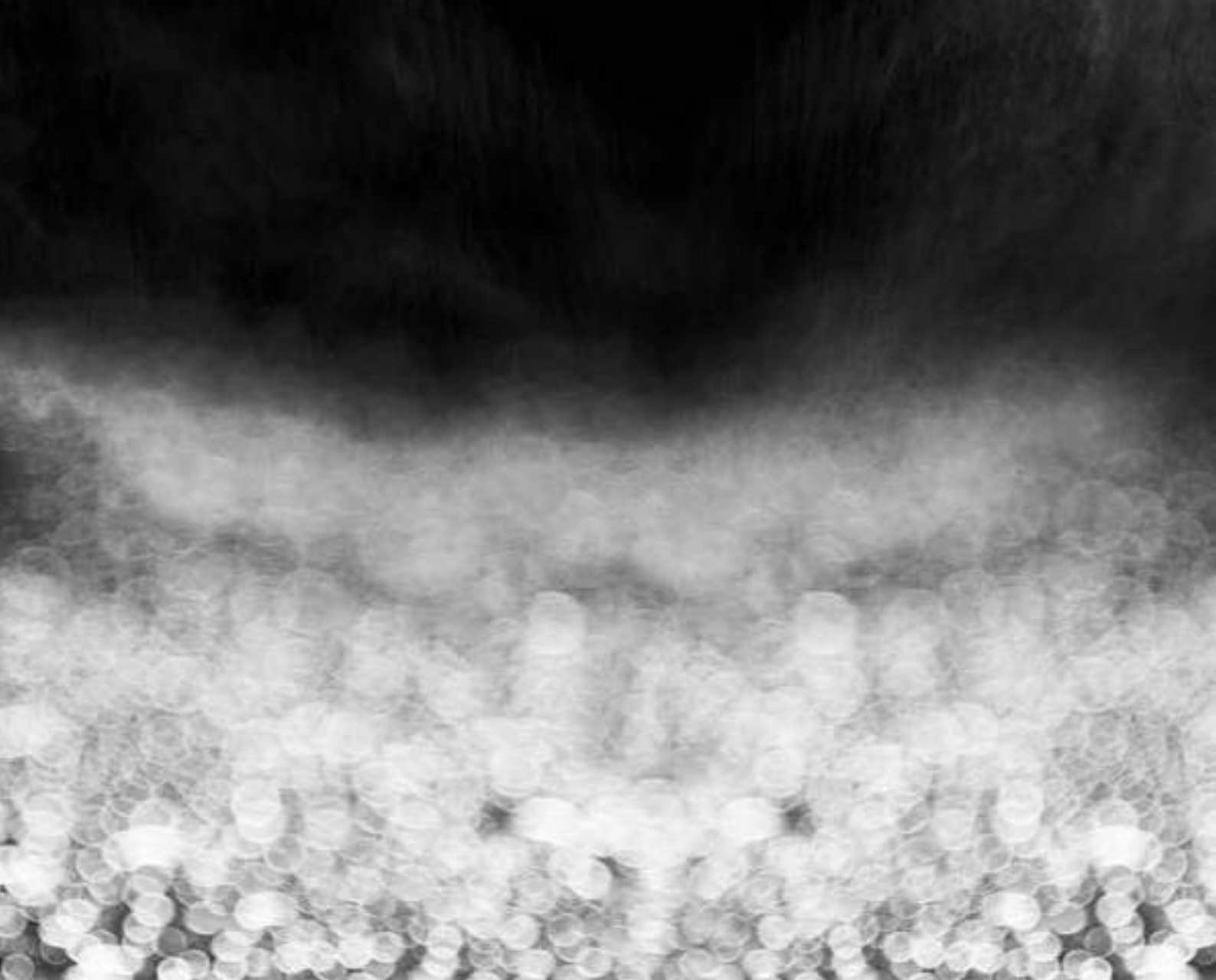


liniLED® Handrail

The stainless steel (AISI 316) liniLED® Handrail is a revolutionary LED based handrail system that provides functional lighting for a safe environment. It has the same light benefits as a LED fixture: durable, energy efficient and available in various luminous intensities and lighting colours. The maximum unit length of the handrail is 6 metres and can easily be connected mechanically or by welding.

The liniLED® Handrails are available in several shapes: rectangular, square and round (Ø42.4 mm and Ø48.3 mm).





reddot award 2015
winner



liniLED® Handrail specifications

The liniLED® Handrail can be wall mounted or post mounted. By integrating the liniLED® Top LED strips (24 V DC) in the stainless steel liniLED® Handrail, the product is ideal for high-end indoor and outdoor projects in various sectors such as: architecture, infrastructure, construction, health and the entertainment industry.

Ø42.4, 40x40, 60x40	IP40	IP65
liniLED® Top LED strip Mono	X	
liniLED® Top LED strip TW & RGB	X	

Ø48.3		
liniLED® Top LED strip Mono	X	X
liniLED® Top LED strip TW & RGB	X	
liniLED® Side LED strip Mono	X	
liniLED® Side LED strip TW & RGB	X	

Mono = White Colours TW = Tunable White

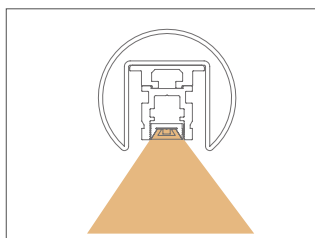


liniLED® Handrail

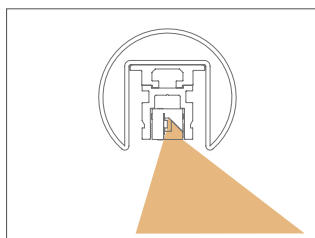
STEP 1

Symmetrical or Asymmetrical

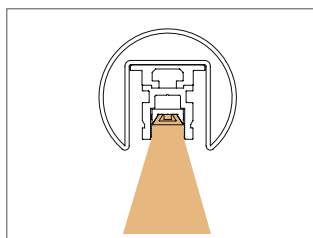
Asymmetrical and diffuse light effect only possible with liniLED® Handrail 48.3 mm.



Symmetrical



Asymmetrical

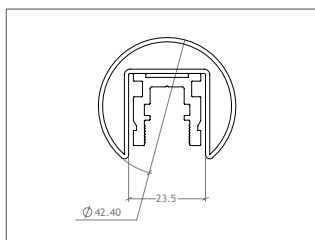


Diffuse

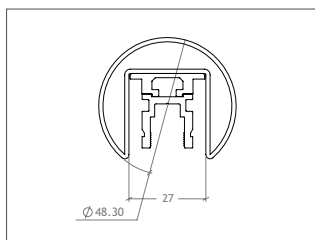
STEP 2

Shape of the handrail

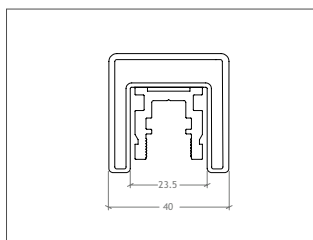
Choose the type, total length and the number of the handrail.



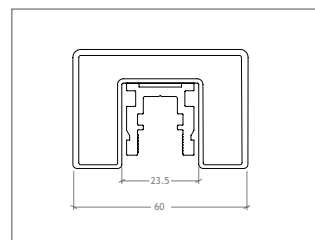
Handrail Round 42.4



Handrail Round 48.3*



Handrail Square 40x40



Handrail Rectangular 60x40

*Asymmetrical light effect only possible with liniLED® Handrail 48.3 mm.

STEP 3

Handrail angles

Does the design of the handrail contain angles and how many? You can choose from the following angles.



120°



90°



Custom

STEP 4

Mounting options



Post mounting

Handrail height:
 - 900 mm
 - 1000 mm
 - Other



Wall mounting for glass plate*



Wall mounting



Post mounting infill*

Handrail height:
 - 900 mm
 - 1000 mm
 - Other

* We only prepare the handrail with glass camps. We do not provide glass infill.

STEP 5

Clear or frosted light effect



Clear cover



Frosted cover*

* If you choose the frosted cover in combination with the asymmetrical handrail the light output decreases.

STEP 6

Choose colour

- liniLED® Ultra Warm White 2400K [m]
- liniLED® Extra Warm White 2700K [m]
- liniLED® Warm White 3000K [m]
- liniLED® Natural White 4000K [m]
- liniLED® Cold White 6500K [m]
- liniLED® RGB [m]
- liniLED® Tunable White [m]

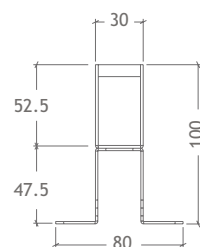
STEP 7

Power supply

For more information about the power supply see page 76/77.

Optional: Control see page 80/83.





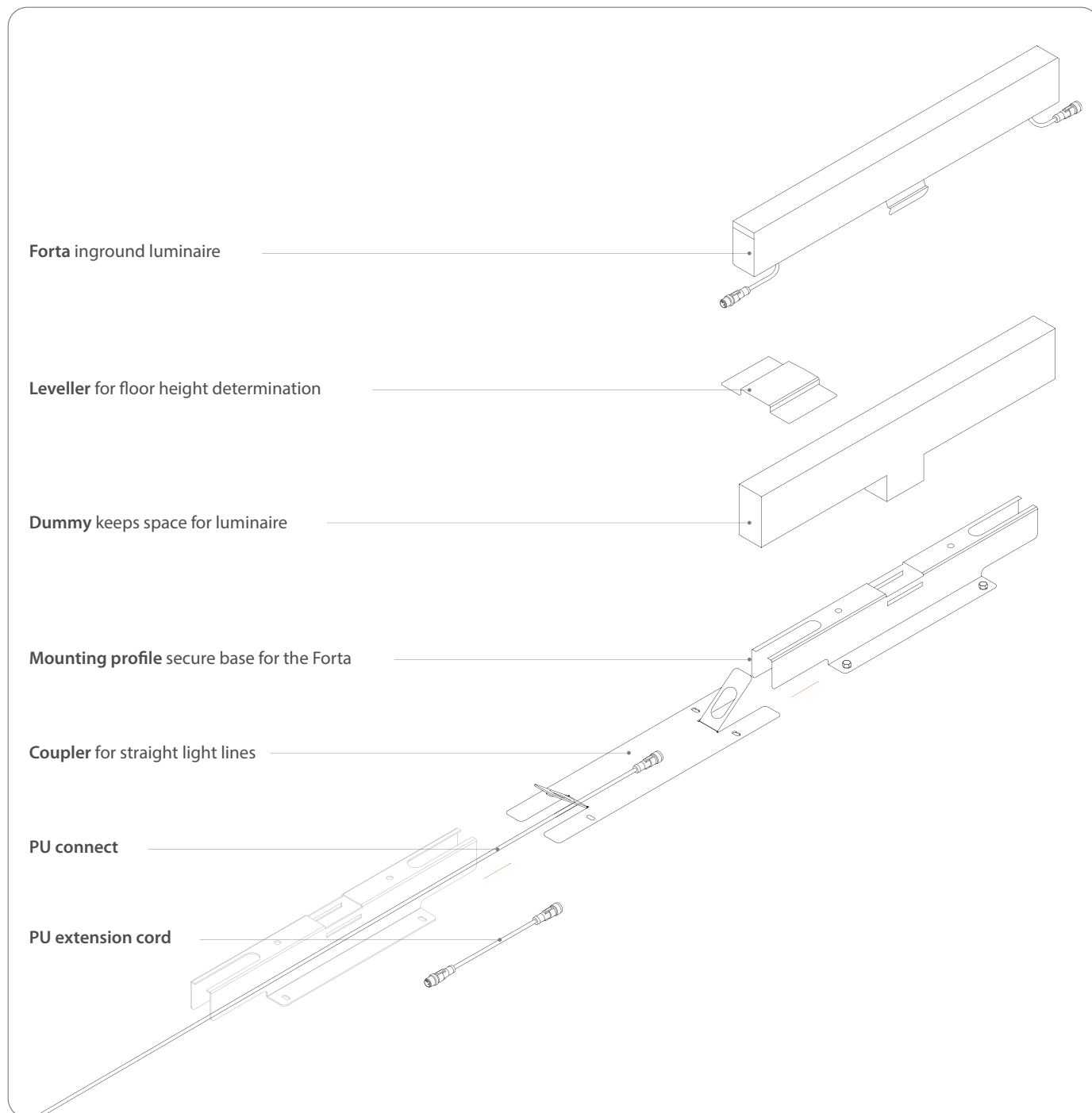
liniLED® Forta

The liniLED® Forta is designed to create diffuse light lines; the light image of these lines is completely homogeneous. The liniLED® Forta can be integrated into floor and paving. Due to the use of stainless steel (AISI 316L) and IP68 connectors, these casted light lines are perfectly suited for public applications.

Standard lengths are 415 mm, 1015 mm and 2015 mm.

liniLED® Forta

The liniLED® Forta consists of three parts: a lighting fixture, mounting profile and dummy. In addition, the assortment provides a number of tools that can be used to optimise the installation of the product. Visit our website for the full manual: www.liniLED.com.



Installation process

- (1) Lay the cables on the desired location and place the mounting profile on the surface.
- (2) Use the coupler to align the mounting profiles.
- (3) Place the dummies on the mounting profiles. Complete the desired flooring.
- (4) Remove the dummies.
- (5) Connect the lighting fixture to the connector and fix it on the mounting profile.





liniLED® Forta

A complete liniLED® Forta product consists of the following parts:

liniLED® Forta

	PR.CODE
liniLED® Forta 415 mm	24204
liniLED® Forta 1015 mm	24205
liniLED® Forta 2015 mm	24206

liniLED® Forta Dummy

liniLED® Forta Dummy 415 mm	60234
liniLED® Forta Dummy 1015 mm	60235
liniLED® Forta Dummy 2015 mm	60236

liniLED® Forta Accessories








liniLED® Forta Coupler	24200
liniLED® Forta Leveller	24202
liniLED® Forta Removal Tool	24201

liniLED® Forta Connect

Multiple options on page 76/77



liniLED® PCB

PR.CODE

	PR.CODE	DECO	POWER
 liniLED® PCB EWW 2700K [m]	12430		12435
 liniLED® PCB WW 3000K [m]	12431		12436
 liniLED® PCB NW 4000K [m]	12142		12437
 liniLED® PCB Red [m]	12182		12176
 liniLED® PCB Green [m]	12183		12178
 liniLED® PCB Blue [m]	12184		12177
 liniLED® PCB Amber [m]	12181		12179

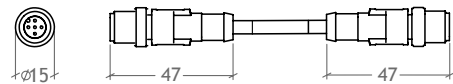
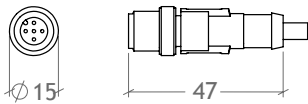
liniLED® PCB RGB

PR.CODE

 liniLED® PCB RGB 160 [m]	12187
 liniLED® PCB RGB 240 [m]	12139

EWW = Extra Warm White WW = Warm White NW = Natural White
 More information about PCB can be found on page 10 and 11 of this catalog

liniLED® Forta Connect



liniLED® PU Connector Set

Dimensions	L47xW15xH15 mm
Cord length	5 m, 10 m
Degree of protection	IP68
Cord colour	Black
Cable material	PUR
Weight	5 m: 159 g/RGB 161 g 10 m: 307 g/RGB 310 g

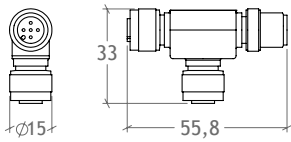
Product code	Description
14530	liniLED® PU Connector Set 5 m
14531	liniLED® PU Connector Set RGB 5 m
14507	liniLED® PU Connector Set 10 m
14517	liniLED® PU Connector Set RGB 10 m

liniLED® PU Extension Cord

Dimensions	L47xW15xH15 mm
Cord length	5 m, 10 m
Degree of protection	IP68
Cord colour	Black
Cable material	PUR
Weight	5 m: 167 g/RGB 169 g 10 m: 318 g/RGB 320 g

Product code	Description
14508	liniLED® PU Extension Cord Set 5 m
14518	liniLED® PU Extension Cord Set RGB 5 m
14509	liniLED® PU Extension Cord Set 10 m
14519	liniLED® PU Extension Cord Set RGB 10 m





liniLED® PU Splitter

Dimensions	L56xW15xH33 mm
Degree of protection	IP67
Colour	Green
Weight	25 g
Note	Standard colours and RGB

Product code	Description
14510	liniLED® PU Splitter







liniLED® Specials

liniLED® Marker Lights

The liniLED® Marker Lights (IP68) are the perfect tool to mark a route or location with, such as a roundabout or a pedestrian bridge/ area.

The liniLED® Marker Lights are available in round, triangle and square shapes (various sizes) in the colours: 2700K, 3000K, 4000K, RGB, Red, Green, Blue and Amber.

All Marker Lights are on request.

liniLED® Specials



liniLED® Marker Round

Appearance	Diffuse
Cord length	30 cm
Colour	White (RAL 9016)
Finish	Powder coated
Material	Stainless steel 316 or aluminium & PU
Power cord	PUR
Degree of protection	IP67

liniLED® Marker Square

Appearance	Diffuse
Cord length	30 cm
Colour	White (RAL 9016)
Finish	Powder coated
Material	Stainless steel 316 or aluminium & PU
Power cord	PUR
Degree of protection	IP67

liniLED® Inground Housing

Dimensions	On request
Material	Stainless steel 316 or aluminium

liniLED® Inground Housing

Dimension	On request
Material	Stainless steel 316 or aluminium





liniLED® Marker Triangle

Appearance	Diffuse
Cord length	30 cm
Colour	White (RAL 9016)
Finish	Powder coated
Material	Stainless steel 316 or aluminium & PU
Power cord	PUR
Degree of protection	IP67

liniLED® Inground Housing

Dimension	On request
Material	Stainless steel 316, aluminium or ABS







Power

To support the liniLED® System, a number of stabilised 24 V DC IP20 power supplies have been selected. The selection is complemented with several IP65 and IP67 power supplies.

Calculation

You can select the right power supply by multiplying the number of metres with the wattage per metre.

The maximum connection length must not be exceeded. We advise to add an extra 10% safety margin in the calculation of the power consumption.

liniLED® Power



Power Supply NDR IP20

Dimensions	IP20
Input	90 ... 264 V AC/127-370 V DC
Output	24 V DC, 16% adjustable

Product code	Description
11390	Power Supply 75 W 24 V DC NDR IP20
11391	Power Supply 120 W 24 V DC NDR IP20
11392	Power Supply 240 W 24 V DC NDR IP20
11393	Power Supply 480 W 24 V DC NDR IP20

Power Supply LPV IP67

Degree of protection	IP67
Input	90 ... 264 V AC
Output	24 V DC

Product code	Description
11359	Power Supply 20 W 24 V DC LPV IP67
11360	Power Supply 35 W 24 V DC LPV IP67
11361	Power Supply 60 W 24 V DC LPV IP67
11362	Power Supply 100 W 24 V DC LPV IP67
11363	Power Supply 150 W 24 V DC LPV IP67





Power Supply ELG IP65/IP67

Degree of protection	IP65/IP67
Input	90 ... 264 V AC
Output	24 V DC, (8% adjustable only IP65)

Product code	Description
11385	Power Supply 75 W 24 V DC ELG IP65
11386	Power Supply 100 W 24 V DC ELG IP65
11387	Power Supply 150 W 24 V DC ELG IP65
11388	Power Supply 200 W 24 V DC ELG IP65
11389	Power Supply 240 W 24 V DC ELG IP65
11354	Power Supply 75 W 24 V DC ELG IP67
11355	Power Supply 100 W 24 V DC ELG IP67
11356	Power Supply 150 W 24 V DC ELG IP67
11357	Power Supply 200 W 24 V DC ELG IP67
11358	Power Supply 240 W 24 V DC ELG IP67

Power Supply HLG IP65/IP67

Degree of protection	IP65/IP67
Input	90 ... 305 V AC
Output	24 V DC, (8% adjustable only IP65)

Product code		Description
IP65	IP67	
11308	11345	Power Supply 40 W 24 V DC HLG
11311	11346	Power Supply 60 W 24 V DC HLG
11312	11347	Power Supply 80 W 24 V DC HLG
11325	11348	Power Supply 120 W 24 V DC HLG
11343	11349	Power Supply 150 W 24 V DC HLG
11344	11350	Power Supply 185 W 24 V DC HLG
11334	11351	Power Supply 240 W 24 V DC HLG
11336	11352	Power Supply 320 W 24 V DC HLG
11380	11364	Power Supply 480 W 24 V DC HLG
11381	11353	Power Supply 600 W 24 V DC HLG





liniLED® Control

The liniLED® Control system is completely renewed and offers more options than ever before!

We strive to be a full service partner by providing reliable solutions to all aspects in our field of application. System integration, architectural and functional control solutions as well as human centric lighting define the standard of today's LED lighting control solutions.

In order to open the way to future projects and to provide advanced and professional solutions to our clients, we decided to introduce a new range of products. This range includes six constant voltage LED drivers (low and high power), single and multi channel models. In addition, we offer a wide variety of controllability e.g. 0-10 V, 1-10 V, N.O. push dimming, DALI, DMX and Casambi. Besides our standard Control assortment we can offer a lot more options for numerous (specific) requirements! Contact us and see what we can do for you.

All products are fully designed and produced in Europe and come with a 5 year system warranty!

What is Casambi?

Casambi sets a new standard in wireless lighting control and offers outstanding features and reliability. Casambi uses a self healing mesh network based on Bluetooth 4.0 and can be controlled by free apps and a wide range of wired and wireless control gear.

liniLED® Control



liniLED® Dim 1-X-10 V

Channels	1
Strip types	Single colour
Input signal	0-10 V/1-10V, Potentiometer
Input voltage	10.8 - 52.8 V DC
Max. load	156 W @ 24 V DC
Output current per channel	Max. 8 A (Peak)/max. 7.5 A @ 20°C max. 6.5 A @ 40°C
Dimming range	0.1 - 100%
Degree of protection	IP20
Operating temperature	-10°...40° C
Mounting	Surface mounted
Dimensions	44x44x25 mm
Weight	40 g
Note	This product can be used with the liniLED® Universal 1-10 V Dimmer.

Product code	Description
11130	liniLED® Dim 1-X-10 V

liniLED® Dim 1-DALI

Channels	1
Strip types	Single colour
Input signal	DALI/N.O. Push dimming
Input voltage	10.8-52.8 V DC
Max. load	156 W @ 24V DC
Output current per channel	Max. 8 A (Peak)/max. 7.5 A @ 20°C max. 6.5 A @ 40°C
Dimming range	0.1 - 100%
Degree of protection	IP20
Operating temperature	-10°...40° C
Mounting	Surface mounted
Dimensions	44x44x25 mm
Weight	40 g
Note	This product can be used with the liniLED® Universal Dali Dimmer.

Product code	Description
11131	liniLED® Dim 1-DALI





liniLED® Dim 4-DMX

Channels	4
Strip types	Single colour, Tunable White, RGB, RGBW
Input signal	DMX RDM/RGB stand alone
Input voltage	10.8-26.4 V DC
Max. load	240 W @ 24 V DC
Output current per channel	5A/ channel -10A in total
Dimming range	0.1-100%
Degree of protection	IP20
Operating temperature	-10°...40° C
Mounting	Surface mounted
Dimensions	88x54x26 mm
Weight	74 g

Product code	Description
11134	liniLED® Dim 4-DMX

liniLED® Dim 4-CASAMBI

Channels	4
Strip types	Single colour, Tunable White, RGB, RGBW
Input signal	Casambi APP/N.O. Dry contact
Input voltage	10.8-26.4 V DC
Max. load	240 W @ 24 V DC
Output current per channel	5A/channel -10A in total
Dimming range	0.1-100%
Degree of protection	IP20
Operating temperature	-10°...40° C
Mounting	Surface mounted
Dimensions	88x54x26 mm
Weight	80 g

Product code	Description
11133	liniLED® Dim 4-CASAMBI

CASAMBI



liniLED® Control



liniLED® Dim 4-DMX-PRO

Channels	1-4
Strip types	Single colour, Tunable White, RGB, RGBW,
Input signal	DMX RDM, Potentiometer, Master/Slave, 0-10 V/1-10 V, N.O. Push dimming
Input voltage	10.8-26.4 V DC
Max. load	480 W (high power mode) 240 W (normal mode)
Output current per channel	5A/channel - 20A in total (HP mode) 10 A in total (normal mode)
Dimming range	0.1-100% (1-100% in N.O. Push mode)
Degree of protection	IP10
Operating temperature	-40°...60° C
Mounting	DIN Rail/Wall mounted
Dimensions	72x92x62 mm
Weight	125 g
Note	This product can be used with the liniLED® Universal 1-10 V Dimmer.

Product code	Description
11135	liniLED® Dim 4-DMX-PRO



liniLED® Dim 4-DALI-PRO

Channels	1-4
Strip types	Single colour, Tunable White, RGB, RGBW,
Input signal	DALI, Master/Slave, 0-10 V/1-10 V, Potentiometer, N.O. Push dimming
Input voltage	10.8-26.4 V DC
Max. load	480 W (high power mode) 240 W (normal mode)
Output current per channel	5A/channel -20A in total (HP mode) 10 A in total (normal mode)
Dimming range	0.1 - 100% (1-100% in N.O. Push mode)
Degree of protection	IP10
Operating temperature	-40°...60° C
Mounting	DIN-rail/Wall mounted
Dimensions	72x92x62 mm
Weight	125 g
Note	This product can be used with the liniLED® Universal DALI or 1-10 V Dimmer.

Product code	Description
11136	liniLED® Dim 4-DALI-PRO





DIN- RAIL

Dimensions 35x66 mm

Product code	Description
11139	DIN-rail



Universal Dimmers

Product code	Description
11295	Universal 1-10 V Dimmer
11292	Universal DALI Dimmer





liniLED® Demo

To provide customers with the full liniLED® experience, the liniLED® assortment is complemented with several demo cases.

liniLED® Demo



liniLED® Inspiration Case

Dimensions L420xW300xH150 mm

Weight 3800 g

Included

- liniLED® Diffuse**
- liniLED® Side**
- liniLED® Top - White shades**
- liniLED® Top - Output**
- liniLED® Mounting:**
 - liniLED® IP67 kit (Sample)
 - liniLED® U-Profile Clear 12 mm (with tape)
 - liniLED® U-Profile White 18 mm (without tape)
 - liniLED® Stair Profile Indirect, silver 1m
 - liniLED® Stair Profile Direct, black 1m
 - liniLED® Wall-/floor Profile, black 1m
 - liniLED® U-Profile Alu 1m
 - liniLED® U-Profile White 12 mm (without tape)

liniLED® Extrusion shapes:

- liniLED® PCB
- liniLED® Top
- liniLED® Side
- liniLED® Side Diffuse

Product code liniLED® Top Diffuse 12

11811 liniLED® Top Diffuse 18

Fixtures:

- liniLED® Demo adapter and splitter
- liniLED® Handrail
- liniLED® Controller
- liniLED® Aeris L20
- liniLED® Aeris H20
- liniLED® Aeris L30
- liniLED® Aeris H30 White - Tunable White PCB inside
- liniLED® Aeris H30 - RGBW PCB inside
- liniLED® Aeris H40 - connected
- liniLED® Aeris L20 - connected
- liniLED® Aeris L20 - potted version

Description

liniLED® Inspiration Case






liniLED® Handrail Case

Dimensions	L450xW360xH123 mm
Weight	3500 g
Included	Handrail Ø42.4 or Handrail Ø48.3 or Handrail 40×40 or Handrail 60×40 Power Adapter 24 V DC

Product code

60062





Reddot Award Handrail



Project of the Year 2017 (APWA)
Project of the Year 2018 (National Steel Bridge Alliance)



House of the Year 2017



Preservation Award USA



reddot award 2015
winner



Light ME Award 2017 - Umayya Lighting Design



Light Middle East Award - NCL









Electro Static Discharge (ESD) sensitive device, apply standard ESD precautions when handling the product.



Manufacturer's declaration that the product meets the applicable EC directives.



Only suitable for mounting on non-combustible surfaces.



Suitable for mounting on all surfaces.



Suitable for mounting on all surfaces and suitable to cover with insulating material.



Passed glow wire test at 850 degrees Celsius. Global European regulations specify 650 degrees Celsius by default



Restriction of Hazardous Substances (RoHS): product complies with the RoHS directive and each homogeneous material does not exceed the limits for the materials mentioned under the RoHS directive (Pb, Hg, Cd, Cr6+, PBB and PBDE).



Low Smoke Halogen Free (LSHF): product emits low smoke and no halogen when exposed to high sources of heat.



Not protected against ingress of solid foreign objects. Not-protected against ingress of water.



Protected against ingress of solid objects over 50 mm, e.g. accidental touch by persons hands, but no protection against deliberate contact with a body part and no protection against liquids.



Protected against ingress of solid foreign objects \geq 12.5 millimetres. Not-protected against ingress of water.



Protected against ingress of solid foreign objects \geq 1.0 millimetres. Not-protected against ingress of water.



This product can be both IP40 and IP65 depending on the configuration and application. See the documentation for the exact IP rating.



This product can be both IP40 and IP68 depending on the configuration and application. See the documentation for the exact IP rating.



Dust-tight, no ingress of dust. Protected against splashing water (Water splashed against the product from any direction).



Dust-tight, no ingress of dust. Protected against water jets (Jet of 12.5 l/min at a distance of 2.5 metres from any direction).



Dust-tight, no ingress of dust. Protected against powerful water jets (Powerful jets of 100 l/min at a distance of 2.5 metres from any direction).



Dust-tight, no ingress of dust. Protected against the effects of temporary immersion in water (Immersion in water at a maximum depth of 1 metre up to a half hour).




Dust-tight, no ingress of dust. Protected against the effects of continuous immersion in water. (immersion in water at a maximum depth of 2 metres unless specified otherwise).





Dust-tight, no ingress of dust. Protected against the effects of continuous immersion in water (immersion in water at a maximum depth of 50 metres). Only in combination with the liniLED® Mirror Welded Connector.





Dust-tight, no ingress of dust. Protected against close-range high pressure, high temperature spray downs. Only in combination with the liniLED® Mirror welded connector.


- 


White colour consistency up to 2 SDCM ellipse over an entire single strip length. LEDs used are single BIN 3 SDCM ellipse, but their careful combination in a LED strip during the production process, results in a mixed light through a diffusive material which is within a 2 SDCM ellipse (probability >90%). Due to variability this is not legally binding. The guaranteed colour consistency can be found in the technical specifications.
- 


The CRI value of this product is 80 or higher.
- 


Protected against impact energy of 5 joules.
- 


Protected against impact energy of 20 joules.
- 


Bending of the LED strip is possible with a radius of $\geq x$ millimetres in the specified direction.
- 


Electrical appliance class I: exposed metal chassis is connected to electrical earth by a separate earth conductor.
- 


Electrical appliance class II: double insulated device, no connection to electrical earth required to reach electrical safety.
- 


Electrical appliance class III: this product is designed to be supplied from an extra-low voltage (≤ 60.0 V DC or ≤ 42.4 V AC).
- 


Operating voltage of 24 V DC.
- 


Separated or Safety Extra-Low Voltage (SELV): the secondary circuit of this product is designed so that under normal and single fault conditions (including earth fault in other circuits) the output will not exceed SELV safe level (60.0 V DC and 42.4 V AC).
- 


This product has been thoroughly tested for drive over applications.
- 


This product has been tested for walkover applications.
- 


Very high quality stainless steel type 316.
- 


Very high quality low carbon stainless steel type 316.
- 


Product is resistant against ultraviolet (UV) light or sunlight. Non-UV resistant products can degrade or discolour fast when exposed to UV light.
- 

Product can be cleaned with normal cleaning agents.
- 

This product can be stored and used below 0 degrees Celsius. Verify the minimum storage and operating temperature in the datasheet or manual for the lowest temperature allowed.
- 

This product can be applied in seawater and its environment. Elements in seawater will have no harmful effect on the product. For chemical specifications of these elements see the liniLED® material sheet. Verify the IP rating for proper use.
- 

This product can be applied inside swimming pool environments. Elements in the air will have no harmful effect on the product. For chemical specifications of these elements see the liniLED® material sheet. Verify IP rating for proper use.
- 

This product is available on request and can be applied submerged in swimming pools and their environment. Disinfectants will have no harmful effect on the product. For chemical specifications of these elements see the liniLED® material sheet. Verify IP rating for proper use.
- 

System guarantee of 5 years when the complete system consist of liniLED® products with the 5 years system warranty logo. Terms & conditions apply.



Headquarters

Triolight B.V.
 Hermesweg 21-23-25
 3771 ND, Barneveld
 Netherlands

T +31 (0)342 450 506
 E info@liniLED.nl

Algeria
 Angola
 Australia
 Austria
 Bahrain
 Belgium
 Brasil
 Canada
 Denmark

Egypt
 Estonia
 Finland
 France
 Germany
 Ghana
 Greece
 Hong Kong
 Hungary

Iceland
 Italy
 India
 Jordan
 Kuwait
 Lebanon
 Luxembourg
 Macau
 Netherlands

New Zealand
 Nigeria
 Norway
 Oman
 Portugal
 Philippines
 Qatar
 Russia
 Saudi Arabia
 Singapore

Singapore
 South Africa
 Spain
 Sweden
 Switzerland
 Turkey
 United Arab Emirates
 United Kingdom
 Uruguay
 USA

For more information about distributors in your area, visit our website: www.liniLED.com

